

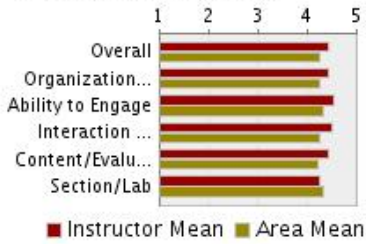
# Teaching Evaluation Summary (2008-2009 Autumn)

Instructor: **Abramitzky, Ran**  
 Subject: **ECON**  
 Catalog & Section: **50, 1**

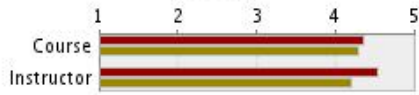
# Ratings Summary

Course Title: **ECONOMIC ANALYSIS I**  
 Enrollment: **171** Responses: **165**  
 (Declined: **5**)

## Elements of Instruction

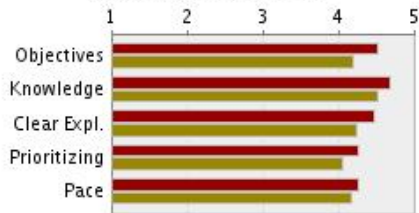


## Overall



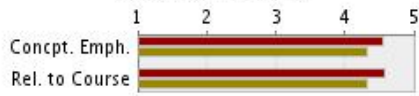
	Mean	Std Dev	Ex	Vg	G	F	P	N/A
Course	4.37	0.70	77	65	14	2	0	0
Instructor	4.55	0.67	101	42	13	1	0	0

## Organization/Clarity




	Mean	Std Dev	Ex	Vg	G	F	P	N/A
Objectives	4.53	0.63	95	53	9	1	0	0
Knowledge	4.68	0.63	117	34	5	1	1	0
Clear Expl.	4.49	0.75	96	47	13	0	2	0
Prioritizing	4.26	0.90	80	47	25	4	2	0
Pace	4.28	0.83	76	55	23	3	1	0

## Ability to Engage



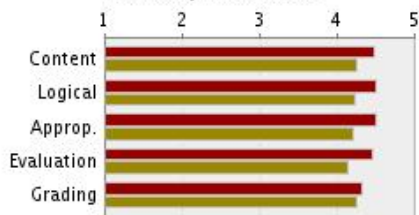
	Mean	Std Dev	Ex	Vg	G	F	P	N/A
Concept. Emph.	4.56	0.67	101	46	10	0	1	0
Rel. to Course	4.57	0.66	101	49	6	1	1	0

## Interaction w/ Students




	Mean	Std Dev	Ex	Vg	G	F	P	N/A
Concern	4.64	0.69	112	35	7	0	2	2
Inspiring	4.46	0.76	92	50	11	3	1	1
Availability	4.45	0.78	79	36	15	1	1	23

## Content/Evaluation



	Mean	Std Dev	Ex	Vg	G	F	P	N/A
Content	4.49	0.66	86	63	5	1	1	2
Logical	4.52	0.67	95	52	10	0	1	0
Approp.	4.51	0.71	96	49	11	1	1	0
Evaluation	4.46	0.74	89	52	11	2	1	0
Grading	4.34	0.85	82	54	15	4	2	1

## Section/Lab



	Mean	Std Dev	Ex	Vg	G	F	P	N/A
Section/Lab	4.25	0.91	69	45	18	5	2	13