

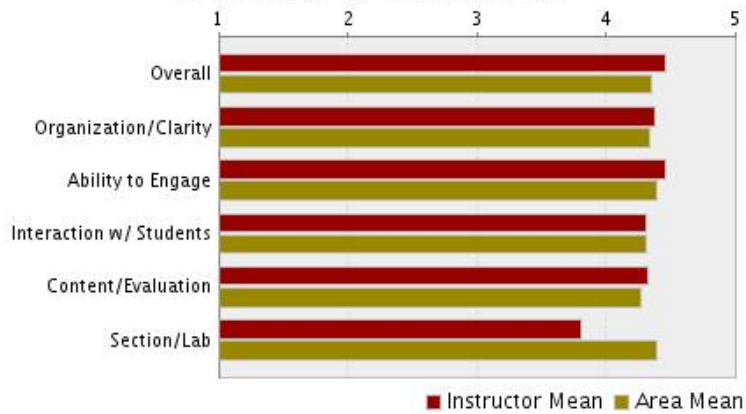
Teaching Evaluation Summary (2007-2008 Autumn)

Ratings Summary


Instructor: **Abramitzky, Ran**
 Subject: **ECON**
 Catalog & Section: **50, 1**

Course Title: **ECONOMIC ANALYSIS I**
 Enrollment: **204** Responses: **183**

Elements of Instruction




Overall




	Mean	%	P	F	G	Vg	Ex	N/A
Course	4.33	0.00	1	1	24	67	88	0
Instructor	4.59	0.00	0	1	14	42	121	0

Organization/Clarity



	Mean	%	P	F	G	Vg	Ex	N/A
Objectives	4.51	0.00	0	3	14	51	112	0
Knowledge	4.71	0.00	0	0	9	34	137	0
Clear Expl.	4.45	0.00	0	1	14	68	97	0
Prioritizing	4.09	0.00	4	10	33	51	82	0
Pace	4.15	0.00	3	6	33	57	81	0

Ability to Engage



	Mean	%	P	F	G	Vg	Ex	N/A
Concept. Emph.	4.46	0.00	1	0	20	52	105	0
Rel. to Course	4.45	0.00	2	2	19	45	110	0

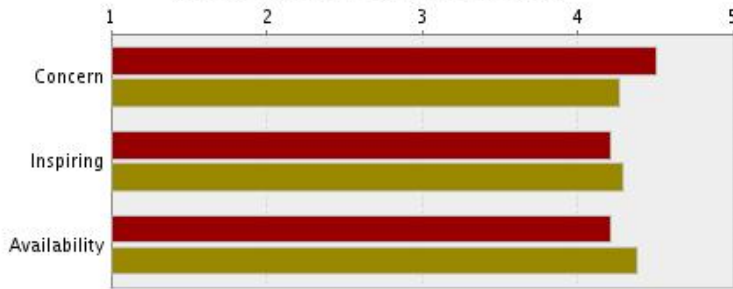
Teaching Evaluation Summary (2007-2008 Autumn)

Ratings Summary

Instructor: **Abramitzky, Ran**
 Subject: **ECON**
 Catalog & Section: **50, 1**


Course Title: **ECONOMIC ANALYSIS I**
 Enrollment: **204** Responses: **183**

Interaction w/ Students




	Mean	%	P	F	G	Vg	Ex	N/A
Concern	4.51	0.00	1	3	17	40	117	0
Inspiring	4.22	0.00	2	5	27	61	82	0
Availability	4.22	0.00	3	4	21	55	72	0

Content/Evaluation



	Mean	%	P	F	G	Vg	Ex	N/A
Content	4.30	0.00	2	4	16	73	83	0
Logical	4.44	0.00	1	3	13	61	100	0
Approp.	4.34	0.00	1	5	18	62	92	0
Evaluation	4.30	0.00	2	5	21	59	90	0
Grading	4.23	0.00	3	8	20	61	86	0

Section/Lab



	Mean	%	P	F	G	Vg	Ex	N/A
Section/Lab	3.81	0.00	3	19	37	53	53	0

Year Total	Area Total	Reason for Course	Attendance	Expected grade	Hours/Week	% Valuable
1 0.55	Science 10.50	Major/minor 77.18	< 20% 1.66	A 51.96	< 1 0.00	< 20% 0.00
2 70.17	Social Science 58.56	GER 2.43	20-40% 2.76	B 35.75	1-5 38.33	20-40% 1.68
3 13.26	Humanities 12.71	Reputation 1.46	40-60% 10.50	C 3.35	5-10 41.11	40-60% 8.94
4 13.26	Engineering 11.05	Interest 17.48	60-80% 11.60	D 0.56	10-15 17.78	60-80% 27.37
5 0.55	Education 0.00	Other 1.46	80-100% 73.48	CR 7.82	> 15 2.78	80-100% 62.01
Masters 0.55	Undecided 7.18	(no resp) 0.00	(no resp) 0.00	NP/NC 0.56	(no resp) 0.00	(no resp) 0.00
PhD 1.66	(no resp) 0.00			S 0.00		
Other 0.00				(no resp) 0.00		