

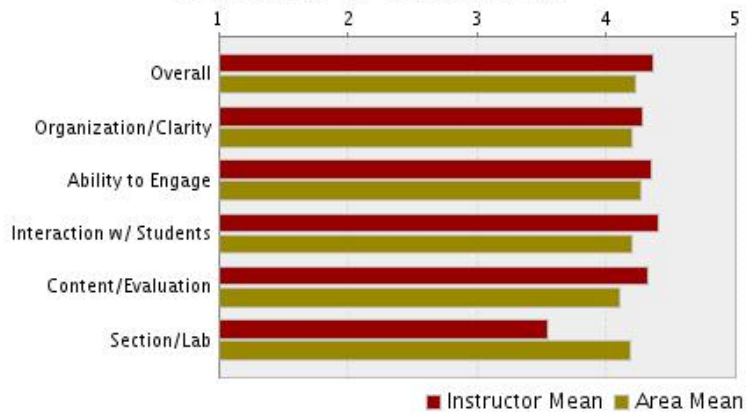
# Teaching Evaluation Summary (2006-2007 Autumn)

# Ratings Summary


Instructor: **Abramitzky, Ran**  
 Subject: **ECON**  
 Catalog & Section: **50, 1**

Course Title: **ECONOMIC ANALYSIS I**  
 Enrollment: **268** Responses: **244**

## Elements of Instruction




## Overall




	Mean	%	P	F	G	Vg	Ex	N/A
Course	4.29	48.00	0	3	30	103	106	0
Instructor	4.46	60.00	1	5	22	67	145	1

## Organization/Clarity



	Mean	%	P	F	G	Vg	Ex	N/A
Objectives	4.37	60.00	0	3	33	79	128	0
Knowledge	4.59	44.00	0	2	16	60	164	1
Clear Expl.	4.38	59.00	1	6	28	73	134	1
Prioritizing	3.99	48.00	4	17	44	87	88	3
Pace	4.11	48.00	1	17	35	89	99	0

## Ability to Engage



	Mean	%	P	F	G	Vg	Ex	N/A
Concept. Emph.	4.39	54.00	0	3	36	66	134	1
Rel. to Course	4.34	52.00	1	6	25	85	119	3

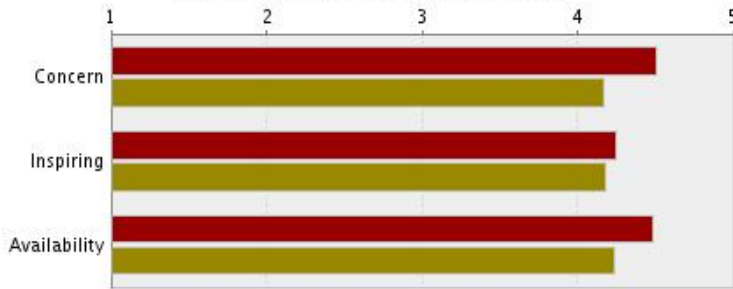
# Teaching Evaluation Summary (2006-2007 Autumn)

# Ratings Summary

Instructor: **Abramitzky, Ran**  
 Subject: **ECON**  
 Catalog & Section: **50, 1**


Course Title: **ECONOMIC ANALYSIS I**  
 Enrollment: **268** Responses: **244**

## Interaction w/ Students



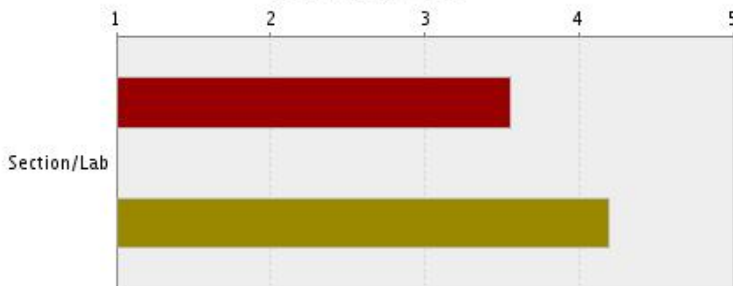
	Mean	%	P	F	G	Vg	Ex	N/A
Concern	4.51	70.00	0	3	24	60	153	3
Inspiring	4.24	49.00	2	8	39	72	120	2
Availability	4.48	59.00	0	4	20	62	134	23

## Content/Evaluation



	Mean	%	P	F	G	Vg	Ex	N/A
Content	4.30	50.00	0	4	35	87	117	0
Logical	4.42	65.00	1	3	27	75	137	0
Approp.	4.30	66.00	0	5	40	74	124	0
Evaluation	4.30	67.00	1	7	33	77	123	1
Grading	4.27	62.00	2	7	37	71	121	3

## Section/Lab



	Mean	%	P	F	G	Vg	Ex	N/A
Section/Lab	3.56	18.00	11	27	57	77	47	19

Year Total	Area Total	Reason for Course	Attendance	Expected grade	Hours/Week	% Valuable
1	2.06	Science 10.29	Major/minor 77.70	< 20% 4.94	A 46.25	< 20% 0.41
2	68.31	Social Science 53.09	GER 1.44	20-40% 2.06	B 49.17	20-40% 1.65
3	18.52	Humanities 7.41	Reputation 0.72	40-60% 7.41	C 2.50	40-60% 9.47
4	8.23	Engineering 17.70	Interest 18.35	60-80% 16.05	D 0.00	60-80% 32.92
5	0.82	Education 0.00	Other 1.80	80-100% 69.55	CR/S 1.25	80-100% 55.56
Masters	0.82	Undecided 11.52	(no resp) 0.00	(no resp) 0.00	NP/NC 0.83	(no resp) 0.00
PhD	1.23	(no resp) 0.00			(no resp) 0.00	
Other	0.00				(no resp) 0.00	