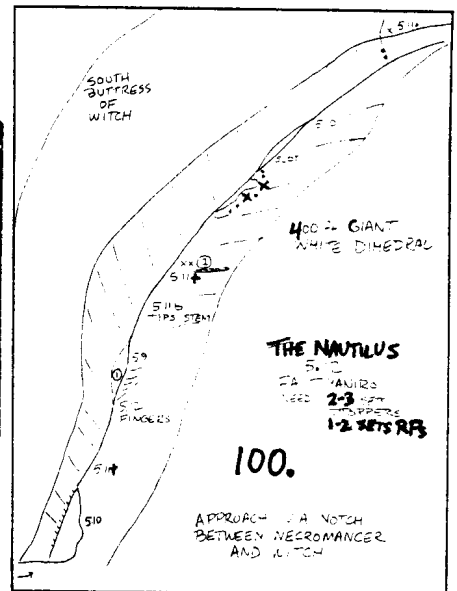
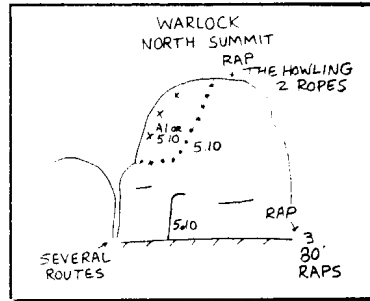



**SOUTH FACE OF NECROMANCER  
AND  
WEST FACE OF WARLOCK NEEDLE**



**Warlock West Face**

- 105. Fate in Place 5.10
- 106. The Spell 5.10 ow
- 107. *The Project 5.10d (unfinished)*
- 108. Sarcophagus 5.8/5.9
- 109. Romantic Warrior 5.12b
- 110. Sea of Tranquility 5.12b \*
- 111. Pegasus 5.10+ ow
- 112. Electric Spook 5.11a

**Witch Southeast Face**

- 100. The Nautilus 5.12
- 101. The Caduceus 5.12 a.k.a. the Predator on fin of rock between witch and Necromancer.

**Witch East Face**

- 102. The Cauldron 5.9+
- 103. Witch Way 5.9
- 104. The Iceberg 5.12b
- 104.1 The Lifeboat 5.10d \* 6 bolts

**Necromancer**

- 95. Silver Threads 5.10 friend #3.5 or 4
- 96. Billion Dollar Babies 5.11
- 97. No More Mister Nice Guy 5.10d \*
- 98. Ivan the Terrible 5.10+
- 99. La Vache Queirit? 5.11

95.5 Tree Route 5.10b

**WITCH—EAST FACE (Not shown)**

- 102. A. The Cauldron 5.9+ FA:Laeger,Uiga  
Approach via a rappel down the gully between Witch and Warlock. This is the first obvious climb to the right of the Nautilus, following a crack to a dihedral. A 5.7/5.8 pitch is necessary to reach the first good pitch, a straight-in 5.9+ jamcrack. The next pitch up the dihedral is also 5.9.
- 103. Witch Way 5.9 FA:Saum,Laeger  
A fir tree can be seen near the end of the rappel into the gully. About 30 feet left of the fir tree is a left-leaning crack in a corner. The crack ends up at the last belay of The Cauldron.
- 104. The Iceberg 5.12<sup>2</sup>  
One of several new routes in the vicinity of the Witch/Warlock notch. Follow 6 bolts to an aid crack. crux between bolts 4 and 5.
- 104.1 The Lifeboat 5.10d \* Also starts from notch. 5.8 to first bolt, crux after 16 second, then 5.8 to 3rd. 5.10b shaky flake, to 4th. After 5th, can go low at 5.10a or high 5.9R reach move.

110.5 The Escape 5.11 A2, bathook