

Roper Center Archives Update
October, 2007



**Roper Center Archives Update
October, 2007**

Highlights:

- 9 new *Work Trends Poll* sponsored by John J. Heldrich Center for Workforce Development at Rutgers University conducted from 2001-2005.
- 3 new Cable News Networks studies conducted by Opinion Research Corporation from 2007.
- 4 new Public Agenda Foundation studies conducted from 1997-2002 including samples of youth, teachers and parents.

New Studies

United States -- National adult samples

Study Title: CBS News/New York Times Poll # 2004-10D: 2004 Presidential Election/Economic Conditions/War on Terrorism

Study #: [USCBSNYT2004-10D](#) 

Methodology: Conducted by CBS News and The New York Times, October 14-15, 2004, and based on telephone interviews with a National adult sample of 1,048.

Variables: 142

Topical Coverage: 2004 Presidential Campaign (7); opinion of public figures/organizations (6); voting in 2004 Presidential election (2); 2004 Presidential election (5); support for George W. Bush (1); support for John Kerry (1); 2004 U.S. House of Representatives election (1); Congressional representative's job performance (1); George W. Bush job performance (5); direction of the country (1); Congress job performance (2); economy (2); issues in deciding vote for President (1); effects of policies of the Bush Administration (6); John Kerry (11); George W. Bush (11); Iraq (8); involvement of Saddam Hussein in 9/11 (1); terrorism (2); respondent/household member of respondent belongs to a labor union (1); recent debate between John Kerry and George W. Bush (3); service in the Armed Forces (2); personal financial situation (1); concern about unemployment (1); confidence in count of votes in elections (1); legitimacy of George W. Bush's win in 2000 Presidential elections (1); vote in 2002 election for U.S. House of Representatives (1); most recent election respondent voted in (1).

Study Title: CBS News/New York Times Poll # 2004-10F: 2004 Presidential Election/Terrorism/War on Iraq

Study #: [USCBSNYT2004-10F](#) 

Methodology: Conducted by CBS News and The New York Times, October 28-30, 2004, and based on telephone interviews with a National adult sample of 1,822.

Variables: 126

Topical Coverage: 2004 Presidential election campaign (3); opinion of public figures (4); 2004 Presidential election (12); support for George W. Bush (1); support for John Kerry (1); George W. Bush job performance (5); direction of the country (1); issues to consider in deciding vote for President (1); Bush Administration policies/job performance (3); John Kerry (7); George W. Bush (7); same-sex marriage (2); Iraq (3); possibility of terrorist attack on election day (1); terrorism (1); importance of election outcome (1); respondent/someone in respondent's household belongs to a labor union (1); service in the Armed Forces (2); voting methods (2); personal financial situation (1); concern about unemployment (1); counting of votes (3); vote in 2000 Presidential election (1); vote in 2002 U.S. House of Representatives election (1); last election voted in (1); legitimacy of George W. Bush's win of 2000 Presidential election (1).

Study Title: CBS News/New York Times Poll # 2006-09A: Congressional Elections/Political Parties/Terrorism/Middle East/Finances

Study #: [USCBSNYT2006-09A](#) 

Methodology: Conducted by CBS News and The New York Times, September 15-19, 2006, and based on telephone interviews with a National adult sample of 1,131.

Variables: 138

Topical Coverage: Direction of the country (2); George W. Bush job performance (5); most important problem facing the country (1); Congress job performance (5); economy (2); 2006 Congressional elections (12); 2006 Congressional elections campaign (1); Congressional actions (1); political party control of Congress (1); opinion of public figures/organizations (4); views of Congressional representative (2); views of Congressional members (2); Bush's use of the 5th anniversary of 9/11 (1); outlook for future for the next generation of country (1); people's say in government (1); trust in federal government (1); top priorities for Republicans in Congress (1); top priorities for democrats in Congress (1); political party that will make the right decision about issues (7); terrorism (4); Israel/the Middle East (6); justification of use of torture to get information from suspected terrorists (1); court jurisdiction for terrorists (1); Iraq (9); involvement of Saddam Hussein in 9/11 (1); goal of Al Qaeda (1); treatment of P.O.W.'s (1); Iran (1); environmentally friendly actions (2); adequacy of household income (1); concern about major expenses (1); vote in 2004 Presidential election (1); vote in 2002 House of Representatives election (1); most recent election voted in (1).

Roper Center Archives Update
October, 2007

Study Title: NBC News/Wall Street Journal Poll # 2003-6035: 2004 Presidential Election/George W. Bush/Economic Policy/Iraq

Study #: [USNBCWSJ2003-6035](#) 

Methodology: Survey by: NBC News and The Wall Street Journal
Conducted by Hart-Teeter Research Companies, May 17-19, 2003, and based on telephone interviews with a National adult sample of 1,000.

Variables: 106

Topical Coverage: Direction of the country (1); George W. Bush job performance (4); Congress job performance (1); feelings towards public figures/groups (10); 2004 Presidential election (4); Presidential primary (3); rating of George W. Bush qualities (7); top priorities for the President/ Congress to address (1); views on government programs to stimulate the economy (1); economy (5); economic policy (14); foreign policy (10); judicial nomination review process (1); SARS virus (1); military service (2); vote in 2000 Presidential election (1).

Study Title: NBC/WSJ Poll # 2007-6075: 2008 Presidential Election/Economic Conditions/War in Iraq

Study #: [USNBCWSJ2007-6075](#) 

Methodology: Survey by: NBC News and The Wall Street Journal
Conducted by Hart/Newhouse Research Companies, September 7-10, 2007, and based on telephone interviews with a National adult sample of 1,002.

Variables: 167

Topical Coverage: Direction of the country (1); George W. Bush job performance (3); Congress job performance (1); feelings towards public figures/ organizations (160; top priority issues for President Bush to address (1); preferred outcome for 2008 Congressional elections (1); 2008 Presidential race (2); preferred outcome for 2008 Presidential election (1); state Presidential Primary (1); Democratic Presidential primary (1); Democratic candidate who has the best chance of defeating the Republican candidate (1); more important quality in Democratic nominee (1); Republican Presidential primary (1); Republican candidate who has the best chance of defeating the Democratic candidate (1); more important quality in a Republican candidate (1); 2008 Presidential election (6); Presidential candidates that respondent would be most comfortable with as President (2); confidence in skills/abilities of Presidential candidates (8); view of government roles (1); economy (10); home mortgage/payments (4); concern of another terrorist attack (1); safety of country (1); war in Iraq (14).

Study Title: CNN/ORC Poll # 2007-002: War in Iraq/Global Warming/2008 Presidential Election


Study #: [USORCCNN2007-002](#) 


Methodology: Survey by: Cable News Network
Conducted by Opinion Research Corporation, January 19-21, 2007, and based on telephone interviews with a National adult sample of 1,008.


Variables: 60

Topical Coverage: George W. Bush job performance (2); direction of the country under policies proposed by George W. Bush vs. policies of Democratic leaders in Congress (2); description of George W. Bush (2); feelings towards actions of George W. Bush (1); trust in George W. Bush (2); importance of the President/Congress dealing with issues (10); war in Afghanistan (1); terrorism (2); global warming (3); Iraq (4); economy (1); favor/ oppose military action in Iran (1); support for Supreme Court overturning Roe v. Wade (1); 2008 Presidential election (12); President Bush's State of the Union address (1).

Roper Center Archives Update October, 2007

Study Title: CNN/ORC Poll # 2007-008: War in Iraq/Bridges/2008 Presidential Election
Study #: [USORCCNN2007-008](#) 
Methodology: Survey by: Cable News Network
Conducted by Opinion Research Corporation, August 6-8, 2007, and based on telephone interviews with a National adult sample of 1,029.
Variables: 77
Topical Coverage: George W. Bush job performance (2); agree/disagree with statement about George W. Bush (2); Democratic Congress job performance (1); confidence in President Bush or in Democrats in Congress (1); Dick Cheney job performance (1); terrorism (3); war on terrorism (1); safety of country from terrorism (1); violation of civil liberties (2); likeliness of capturing/killing Osama bin Laden (1); homosexuality (3); economy (2); bridge collapses/safety (3); Iraq (11); Hurricane Katrina aftermath (2); military action in Pakistan (1); support for nomination in 2008 Presidential election (4); description of candidates (14); chances of Democratic nominees winning 2008 Presidential election against Republican nominees (2); Democratic Presidential debates (1); attention to daily caloric diet (1); restriction of junk food/unhealthy food marketing (2).

Study Title: CNN/ORC Poll # 2007-009: War in Iraq/2008 Presidential Election
Study #: [USORCCNN2007-009](#) 
Methodology: Survey by: Cable News Network
Conducted by Opinion Research Corporation, September 7-9, 2007, and based on telephone interviews with a National adult sample of 1,017.
Variables: 58
Topical Coverage: George W. Bush job performance (1); direction of the country under policies proposed by George W. Bush vs. policies of Democratic leaders in Congress (2); opinion of public figures (8); terrorism (2); post-9/11 (2); economy (2); Senator Craig resignation (1); Iraq (4); 2008 Presidential election (18); O.J. Simpson murder charges (1).

Study Title: Public Agenda Foundation Poll # 2002-AGG: Aggravating Circumstances--Rudeness In America Survey
Study #: [USPAF2002-AGG](#) 
Methodology: Survey by: Pew Charitable Trust
Conducted by Public Agenda Foundation, January 2-23, 2002, and based on telephone interviews with a National adult sample of 2,088.
Variables: 183
Topical Coverage: Treatment of others (3); problem of lack of courtesy/respect is caused by few/many people (1); views on lack of courtesy/respect (1); experience of behaviors in daily life (6); level of concern behavior of others causes respondent (4); respondent has participated in certain behaviors (4); experience of rudeness/disrespect in certain places (6); recent level of rude/selfish behavior in stores/airports/on highways (1); appropriateness of call screening (1); handling of rudeness in public areas (2); treatment of respectful/kind people (1); rating of friendliness/helpfulness to neighbors (2); rating of kindness/consideration of people with physical handicaps (2); rating of littering (2); rating of driving with care/consideration (2); rating of respect/courtesy towards the elderly (2); rating of respect/courtesy towards gay people (1); rating of respect/courtesy toward Hispanics (2); rating of respect/courtesy towards African Americans (2); racial profiling (1); rude/disrespectful supervisors/co-workers (2); respect of children towards elders (2); politeness/respectfulness of groups (4); goodness of polite/respectful people (1); causes of rude/disrespectful behavior (8); accuracy of descriptions (6); avoidance of television shows with sex/crude language (1); crude/nasty e-mail/chat room messages (1); agree/disagree with statement about companies/ customer service (6); poor quality service from store employees (2); reception of telemarketing phone calls (1); manners in encounters (1); use of God's name in vain in anger (2); cursing (2); formalities (1); chewing with open mouths (1); disorderly children at the dinner table (1); parents as spectators in childrens' sports (3); effectiveness of idea in improving people's behavior (7); behavior of people since 9/11 (6); view on war in Afghanistan (1); behavior towards Arabs/Muslims (2); donation of money to victims of terrorist attacks (1); flying since 9/11 (3); care of children's day-to-day needs in family (1).

Roper Center Archives Update
October, 2007

Study Title: **Pew Research Center Poll # 1997-APW: America's Place in the World--International Relationships/U.S. Leadership**

Study #: [USPEW1997-APW](#) 

Methodology: Survey by: Pew Research Center for the People & the Press
Conducted by Princeton Survey Research Associates, September 4-11, 1997, and based on telephone interviews with a National adult sample of 2,000.

Variables: 126

Topical Coverage: Bill Clinton job performance (8); satisfaction with the direction of the country (1); impression of Al Gore (1); most important international problem facing the country (1); direction of the world (1); following of recent news stories (8); attention to foreign news (2); opinion of public figures/organizations (7); writing of new laws that would reduce the role of money in politics & be fair to candidates (2); dangers to world stability (2); danger of attack on the U.S. (2); role of U.S. as world leader (3); long-range foreign policies (13); NAFTA (1); Canadian province holding votes to separate from Canada (1); expansion of NATO to include Poland/Czech Republic/Hungary(2); Israeli- Palestinian dispute (1); spending on national defense (1); use of U.S. forces (4); sending of troops to Bosnia (3); most important foreign ties (1); fairness of Japan's trade policy with the U.S. (1); views of China (1); impact of foreign events (4); favor/oppose types of foreign aid (8); favor/oppose giving international groups authority to determine U.S. environmental policies (1); vote in 1996 Presidential election (1); membership in a labor union (1); foreign travel (1).

Study Title: **Pew Research Center Poll # 1998-12NII: December, 1998 News Interest Index**

Study #: [USPEW1998-12NII](#) 

Methodology: Survey by: Pew Research Center for the People & the Press
Conducted by Princeton Survey Research Associates International, December 9-13, 1998, and based on telephone interviews with a National adult sample of 1,201.

Variables: 108

Topical Coverage: Bill Clinton job performance (1); Republican leaders in Congress job performance (1); 1999 will be better/worse than 1998 (1); 1998 has been a bad/good year for areas of the country (10); most important news event in 1998 (1); following of recent news stories (9); 60 Minutes videotape of Dr. Jack Keivorkian (3); renewal of the independent counsel law (1); 2000 Presidential election (8); importance of item for country (8); America Online & Netscape Communications merger (1); Exxon & Mobil merger (1); opinion of public figures/organizations (6); Hillary Clinton in high political office in the future (1); impeachment of Bill Clinton (8); censorship of Bill Clinton (1); approve/disapprove of handling of the investigation into the charges against Bill Clinton (4); attention to the allegations/investigation against Bill Clinton (2); avoidance of Clinton-Lewinsky type scandals in the future (1); use of computer/ internet (3); vote in 1996 Presidential election (1); vote in 1998 Congressional election (3).

Study Title: **Pew Research Center Poll # 1999-TRACK: Senate Impeachment Trial News Interest Tracking Poll**


Study #: [USPEW1999-TRACK](#) 


Methodology: Survey by: Pew Research Center for the People & the Press
Conducted by Princeton Survey Research Associates, January 19-25, 1999, and based on telephone interviews with a National adult sample of 1,500.


Variables: 48

Topical Coverage: Bill Clinton job performance (1); Republican leaders in Congress job performance (1); following of recent news stories (3); President Clinton's State of the Union speech (2); Senate trial on removal of Bill Clinton from office (8); reasons for inattention to the impeachment trial of President Clinton (5); use of budget surplus (1); Social Security system (2).

Roper Center Archives Update
October, 2007

Study Title: Pew Research Center Poll: November 2006 Post-Election
Study #: [USPEW2006-POSTELEC](#) 
Methodology: Survey by: Pew Research Center for the People & the Press
Conducted by Princeton Survey Research Associates International, November 9-12, 2006, and based on telephone interviews with a National adult sample of 1,479.
Variables: 137
Topical Coverage: George W. Bush job performance (1); satisfaction with direction of the country (1); following of news stories (5); vote in 2006 Congressional election (9); wait for voting at polling place (2); difficulties in voting (1); paper ballots/voting machines (1); confidence in accuracy of count of vote (2); aid to election campaigns (2); informed decision about candidates (1); rating of groups campaign (6); election campaign (2); sources of news about campaigns (13); diversity vs. experience of candidates (1); satisfaction with outcome of elections (2); leader of Democratic party (1); solving the nation's problems (1); approve/disapprove of Democratic Congressional leaders' plans/policies for future (1); expected success of Democratic leaders in Congress (1); actions for Democratic leaders in Congress (1); Republican leaders in Congress (1); relations between Republicans and Democrats in Washington (1); preferred Republican nominee for President in 2008 (1); preferred Democratic nominee for President in 2008 (1); Iraq (19); urged to vote in a particular way (1); Republican party job performance (1); Democratic party job performance (1); vote in 2004 Presidential election (2); use of internet to send/receive e-mail (1).

Study Title: Newsweek Poll # 2007-NW10: Iraq War/Muslim Americans
Study #: [USPSRA2007-NW10](#) 
Methodology: Survey by: Newsweek
Conducted by Princeton Survey Research Associates International, July 11-12, 2007, and based on telephone interviews with a National adult sample of 1,003.
Variables: 55
Topical Coverage: Satisfaction with the direction of the country (1); George W. Bush job performance (4); Iraq (12); U.S. Muslims (15).

Study Title: Newsweek Poll # 2007-NW11: 2008 Presidential Election/Iraq War/Global Warming
Study #: [USPSRA2007-NW11](#) 
Methodology: Survey by: Newsweek
Conducted by Princeton Survey Research Associates International, August 1-2, 2007, and based on telephone interviews with a National adult sample of 1,002.
Variables: 60
Topical Coverage: Preferred nominees for 2008 Presidential election (2); satisfaction with the direction of the country (1); George W. Bush job performance (5); Iraq (4); Presidential candidate spousal relationship as indicator of Presidency (1); likeliness of voting for a Presidential candidate married to a woman 25 years younger than him (1); homosexual military service (1); likeliness of voting for a Presidential candidate who supports gay rights (1); most important environmental problem facing the world (1); global warming (19).

United States -- Other samples

Study Title: Gallup/USA Today Poll # 2006-31: Hurricane Katrina Survivors Follow-up Survey

Study #: [USAIPOUSA2006-31](#) 

Methodology: Survey by: USA Today
Conducted by Gallup Organization, August 3-17 2006, and based on telephone interviews with 602 Survivors of Hurricane Katrina Callback.

Variables: 144

Topical Coverage: Most difficult thing to deal with since Hurricane Katrina (2); back to normal (2); impact of Hurricane Katrina on personal financial situation (1); reunification with all members of family (5); affect of Hurricane Katrina on children (2); present condition of residence before Hurricane Katrina (3); current living situation (3); living situation since Hurricane Katrina (2); current employment situation (1); personal effects of Hurricane Katrina (8); likeliness of community hit by Hurricane Katrina being hit as bad by another natural disaster (2); living plans for the future (3); concern about future (4); needed assistance to recover from Hurricane Katrina (2); aid from person/ business/organization during Hurricane Katrina/aftermath (1); victimization from person/business/organization during Hurricane Katrina/aftermath (2); financial/monetary assistance since Hurricane Katrina (5); rating of local/state/federal government's handlings of hurricane and its aftermath (6); emotions felt the day Hurricane Katrina hit/first few days after (1); present emotions (1); help getting through difficult time (1); experiences in the aftermath of Hurricane Katrina (10); evacuation (2); employment situation before Hurricane Katrina (1); most helpful government agencies since Hurricane Katrina (1); least satisfying government agencies since Hurricane Katrina (1).

Study Title: CBS News/MTV Poll # 2006-05C: Environment/Racial Diversity/Homosexuality/Technology

Study #: [USCBS2006-05C](#) 

Methodology: Conducted by CBS News/MTV, May 30-June 9, 2006, and based on telephone interviews with 806 young adults--13-24 years old.

Variables: 111

Topical Coverage: Most important issues facing young people (2); environment (5); global warming (15); racial diversity of school (3); comfort around other races (2); racial diversity of group of friends (1); importance of racially diverse student bodies (1); homosexuality (4); acceptability of text messaging or answering e-mails when talking to someone else (1); acceptability of talking loudly on cell phones in public places (1); feelings towards a week without technology (1); new technology (1); use of the internet (12); plagiarism (1); online friendships (1); worry about being stalked/harassed online (1); online dating (1); use of cell phone (3); use of iPod/MP3 player (3); use of television (1); MTV environmental involvement (2); family in armed forces (3).

Study Title: CBS News Poll # 2006-11B: Congressional Election/Iraq/Foreign and Domestic Issues

Study #: [USCBS2006-11B](#) 

Methodology: Conducted by CBS News, November 12-13, 2006, and based on telephone interviews with 721 callback adults.

Variables: 169

Topical Coverage: 2006 Congressional election campaign (4); 2006 elections (10); George W. Bush job performance (8); direction of the country (1); most important problem facing the country (1); problem Congress should concentrate on first (1); Congress job performance (4); economy (2); expected outcome of 2006 elections (1); opinion of public figures/ organizations (6); Democrats in control of Congress (9); Republicans in control of Congress (9); Congressional hearings to investigate Bush Administration's handling of the war in Iraq (1); concern about voting accuracy problems (1); corruption (2); same-sex marriage (1); Iraq (19); North Korean nuclear weaponry (2); illegal immigration (1); environmental protection (1); Armed Forces or U.S. Reserves service (1); voting habits (1); voting methods (1); sufficiency of household income (1); plans of children to attend college (1); vote in 2004 Presidential election (1); vote in 2002 House of Representatives election (1); most recent election respondent voted in (1); 2004 Presidential election (1); vote in House of Representatives election (6); satisfaction with out come of November elections for Congress (1); matching President/Congressional control parties (1); expected cooperation between President Bush and Democrats in Congress (1); Democrats' plan for the country (1); Democrats in control of Congress (6); participation in survey for news networks about vote (1).

Roper Center Archives Update October, 2007

Study Title: CBS News/New York Times Poll # 2004-10E: 2004 Presidential Election/Economic Conditions/War on Terrorism/Relationship with Cuba

Study #: [USCBSNYT2004-10E](#) 

Methodology: Conducted by CBS News and The New York Times, October 21-25, 2004, and based on telephone interviews with 1,262 adult residents of Florida.

Variables: 121

Topical Coverage: Voting in 2004 elections (3); 2004 Presidential campaign (2); opinion of public figures/organizations (5); 2004 Presidential elections (4); support for candidates (2); 2004 U.S. Senate elections (1); George W. Bush job performance (6); direction of the country (1); economy of Florida (1); effects of policies of the Bush Administration (5); John Kerry (6); George W. Bush (6); Iraq (4); Jeb Bush job performance (2); federal government response to hurricanes (2); Florida state government response to hurricanes (1); loss due to hurricanes (1); evacuation due to hurricanes (1); George W. Bush response to hurricanes (1); respondent/someone in respondent's household belongs to a labor union (1); service in the Armed Forces (2); confidence in count of votes (2); vote in 2000 Presidential election (2); concerns about voting (1); attempt to prevent votes from counting (1); legitimacy of George W. Bush's win of 2000 Presidential election (1); vote in 2002 U.S. House of Representative elections (1); most recent election voted in (1).

Study Title: CBS News/New York Times Poll # 2006-09B: State and Congressional Elections/Political Leaders/Domestic Issues

Study #: [USCBSNYT2006-09B](#) 

Methodology: Conducted by CBS News and The New York Times, September 24-27, 2006, and based on telephone interviews with 904 adult residents of New York State.

Variables: 127

Topical Coverage: Attention to Gubernatorial campaign (1); 2006 elections (9); opinion of public figures (6); reason for vote towards candidate (2); attention to Senatorial campaign (1); State Attorney General campaign (2); George W. Bush job performance (1); George Pataki job performance (1); Charles Schumer job performance (1); Hillary Rodham Clinton job performance (2); Michael Bloomberg job performance (1); New York State Legislature job performance (1); most important problem facing the state (1); New York State economy (1); immigration (1); capital punishment for convicted murders (1); punishment for convicted murders connected with terrorism (1); same-sex marriage (1); Iraq (2); concern about future terrorist attacks in New York City (1); budgeting (1); candidate that would do a better job (4); candidate that cares more about the needs/problems of residents (3); what will happen if candidate is elected as Governor (4); view of candidates' political views (4); Hillary Rodham Clinton (5); 2008 Presidential election (6); Andrew Cuomo (2); Jeanine Pirro (2); voting habits (2); preferred winner for subway World Series (1); personal financial situation (1); most recent election voted in (1); vote in 2004 Presidential election (1); vote in 2002 Gubernatorial election (1).

Study Title: NBC/WSJ Poll # 2007-6076: 2008 Presidential Primary Election

Study #: [USNBCWSJ2007-6076](#) 


Methodology: Survey by: NBC News and The Wall Street Journal
Conducted by Hart/Newhouse Research Companies, September 28-30, 2007, and based on telephone interviews with 606 Republican Primary Voters.

Variables: 42

Topical Coverage: State Presidential Primary (1); feelings toward public figures/ organizations (6); approach of next President (1); Republican Presidential Primary candidates (2); Republican candidate with best chance of defeating Hillary Clinton in 2008 Presidential election (1); agree/disagree with Republican candidate position (8); most important area for candidates' stances on issues (1); views on taxes (1); views of foreign trade (1); favor/oppose proposal to allow illegal immigrants with jobs to apply for legal, temporary worker-status (1); preferred option to cover those without health insurance (1); belief in the Bible to be taken literally (1).

Roper Center Archives Update
October, 2007

Study Title: Public Agenda Foundation Poll # 1997-KIDS: What Americans Really Think About The Next Generation

Study #: [USPAF1997-KIDS](#) 

Methodology: Survey by: Ronald McDonald House Charities, Advertising Council
Conducted by Public Agenda Foundation, December 3-18, 1996, and based on telephone interviews with 3,200 national adults and youth--12-17 years old.

Variables: 331

Topical Coverage: Concerns about society (1); difficulties facing kids today (1); description of today's children (1); difference today's children will make when they grow up (2); commonness of types of children (9); description of today's teenagers (1); commonness of types of teenagers (8); troublesome teenagers (1); description of today's parents (1); ease of parenting (1); view of aiding parents in raising children (1); commonness of types of parents (15); parents of kids having a hard time getting on track in life/school (1); ease of growing up for kids today (1); views on learning/succeeding in school (1); seriousness of problems facing kids today (10); problems affecting lower-income families vs. being widespread (10); most serious problem facing kids today (1); kids growing up physically/emotionally healthy (3); poor education of kids effect on the economic future (1); effectiveness of ways to help kids (19); helping parents raise children properly (1); government programs to help low-income/at-risk kids/families (2); free time (2); self descriptors (16); views on helping people (16); likeliness of doing activity to help kids (10); preference of helping teenager or children (1); comfort in way of trying to help kids (37); how much activity to help kids would help (8); respondent's own family life growing up (5); reception of public assistance (1); worry about household job loss (1); worry about keeping up with bills (1); pet ownership (1); state of country to live in today (1); feelings about residential area (2); feelings of children (18); kids' views of people their age (4); kids' views of contact with adults (1); kids' views of parenting (2); kids' needed support (1); commonness of different types of parents (11); kids' worries about other kids' (1); kids' views of biggest problem facing them today (2); kids' experiences (19); kids' views of other kids' worrying about what they wear (1); hanging out with friends (1); how kids' handle serious problems (1); kids' family life (10); time spent on homework (1); skipping school (1); after- school activities (4); drugs/alcohol/crime (5); after school job (2); free/reduced lunch (1); grades in school (1); care from parents (1); worries in family (2); description of family (2); babysitting for siblings (1).

Roper Center Archives Update October, 2007

Study Title: Public Agenda Foundation Poll # 2001-REAL: Reality Check 2001


Study #: [USPAF2001-REAL](#) 


Methodology: Survey by: Education Week
Conducted by Public Agenda Foundation, November-December, 2000, and based on telephone interviews with 2,308 teachers, students, parents, employers, and college professors (see sample notes for full details).


Variables: 387

Topical Coverage: Respondent teaches/is at/has a child in elementary/middle/high school level (4); school job performance (7); expectations of children (6); most accurate statement local public schools (8); students should/should not have learned material in previous grades (1); students should have been left back (1); academic ability of students in recent years (1); students' computer skills (2); use of computers/internet (7); usefulness of computers in the classroom (1); personal computer literacy (2); reliability/datedness of computers in the school (1); ability of students to succeed in college/work world (5); applicability of statements to respondents' schools (17); worst case scenario for struggling students (3); scenario that is the usual occurrence at school (2); most likely occurrence to be true at school (2); validity of report cards (1); automatic promotion of students at certain ages (1); use of portfolios to evaluate students (1); pressure to promote/ hold students back (4); tough-grading teachers (4); summer school/ getting held back rates (2); rate of students cutting class (1); advanced placement/honors students rates (1); dropout rates (1); summer school/being held back (9); benefit to students in being pushed harder (2); homework assignments (5); higher academic standards (14); standardized testing (69); academic improvement in communities (6); guidelines for students' learning/knowledge (8); rating of school's efforts to support/mentor new teachers (1); opportunities for professional development (1); frequency of doing schoolwork on time (1); frequency of absence from school (1); frequency of tardiness to class (1); frequency of reading for pleasure (1); frequency of enthusiasm about material (1); effort/care of students put into schoolwork (3); mentoring/tutoring (1); expectations/caring of teachers (4); aid from parents/teachers in school (9); motivation to work hard at school (5); knowledge of standards for graduation (1); parent- teacher communication (1); GPA (1); planning to attend college (1); family situation (1); free/reduced price lunches (1); knowledge of curriculum/academic goals for child's grade level (1); knowledge of teachers' qualifications (1); knowledge about school ranking (1); knowledge of availability of rigorous courses in high school (1); knowledge about child standing (3); respondent is responsible for hiring new employees/interviews candidates (2); candidates for employment are recent high school/college graduates (1); respondent has taught freshmen/sophomores recently (1); satisfaction with qualifications of job applicants (1); new-hire written exams (1); company program to teach employees basic skills (1); skills/abilities of college freshmen/sophomores at (12); publication of community test scores/graduation rates (1); use of test scores/graduation rates of community in hiring practices (1); use of high school/college transcripts in hiring practices (2); accuracy of report cards in reflection of abilities/accomplishments (1); quality of recent applicants leading to job redesign (1).

Roper Center Archives Update October, 2007


Study Title: Public Agenda Foundation Poll # 2002-SMALL: Public Opinions on Large and Small High Schools
Study #: [USPAF2002-SMALL](#) 
Methodology: Conducted by Public Agenda Foundation, May 8-October 11, 2001, and based on telephone interviews with 2,927 public high-school teachers and students, parents of public high-school students.
Variables: 154
Topical Coverage: Child of respondent/respondent is in public/private high school (2); grade level respondent teaches/of respondent/respondents' child (3); satisfaction with high school (3); accuracy of description of school (33); seriousness of problem at high school (34); local pride in high school (3); likeliness of serious violent incident in school (3); outcome for struggling students (2); improving high schools (3); size of high school (15); parents' choice of public high school vs. district decision (1); characteristics of different sized high schools (49); advantages of small high schools (15); drawbacks to small high schools (5); agree/disagree with statement about high school size (8); importance of small school vs. small class size (3); breakup of large high schools into smaller schools (11); respondents' activity in child's school (1); overcrowding of school (3); range of grades in high school (3); child receives reduced-cost/free lunch (2); African- American/Hispanic students in school (3); size of respondent's own high school (2); overall student achievement at school (1); cooperation between principal and teachers at school (1); teacher morale at school (1); importance of teaching in small school (1); important characteristics for student' success (3); support for small high schools (1); respondent is a special education teacher (1); teaching in public schools (2); effort put into school (1); accuracy of statement about student (7); respondent looks forward to going to school (1); personal interest of teachers in students (1); challenging teachers (1); availability of extra help from teachers (1); respect of students by teachers (1); teacher's knowledge about subject matter taught (1); parent-teacher communication (2); trusting adults in high school (1); treatment of teachers by students in school (1); cursing in common areas (1); fighting in school (1); child feels parent knows their favorite teacher by name (1); principal knows student by name (1); student is on a sports team (1); participation in after-school activities (1); student describes self as academically gifted (1).

Study Title: Pew Research Center Poll: Generation Next 2006 Survey
Study #: [USPEW2006-NEXT](#) 
Methodology: Survey by: Pew Research Center for the People & the Press and The Generation Next Initiative and Documentary produced by MacNeil/Lehrer Productions
Conducted by Schulman, Ronca, & Bucuvalas, Inc., September 6-October 2, 2006, and based on telephone interviews with 1,501 national adult including an oversample of 18-25 year old landline and cellular phone users.
Variables: 245
Topical Coverage: Satisfaction with life (1); most important problems facing respondent (1); description of generation (1); description of parent's generation (1); uniqueness/distinction from other generations (2); growing up today (1); young adults today vs. 20 years ago (13); planning for future (1); most admired person (1); most important goals for people in generation (2); marriage (3); attention from parents (1); having children (2); education (5); internet usage (2); social networking (6); online dating (1); new technology (6); recent use of technology (5); recent recreational activities (5); body art (3); views on issues (6); acceptability of actions (7); knowledge of political party majority in House of Representatives (1); sources of news about national/ international issues (1); enjoyment of keeping up with news (1); agree/ disagree with statement (1); employment (2); sufficiency of income (4); dependence on parents/other family for financial assistance (1); health insurance coverage (1); home renting/ownership (1); cell phone use (3).

Study Title: Newsweek Poll # 2007-NW12: Iowa Caucuses Poll -- 2008 Presidential Election
Study #: [USPSRA2007-NW12](#) 
Methodology: Survey by: Newsweek
Conducted by Princeton Survey Research Associates International, September 26-27, 2007, and based on telephone interviews with 1,215 Iowa registered voters.
Variables: 59
Topical Coverage: Presidential candidate most likely to support (10); previous attendance of Iowa caucuses (3); chances of attending Presidential caucus next January (1); views of Presidential candidates (10); political candidates openness about their religious beliefs (1); familiarity with Church of Jesus Christ of the Latter Day Saints (1); view Mormons as Christians (1); Mitt Romney (4); Hilary Clinton (3); abortion (2).

Roper Center Archives Update
October, 2007

Study Title: Work Trends Poll: Working Hard but Staying Poor--A National Survey of the Working Poor and Unemployed

Study #: [USRUTG1999-WORKTRENDS03](#) 

Methodology: Survey by: John J. Heldrich Center for Workforce Development at Rutgers University
Conducted by Center for Survey Research & Analysis (CSRA) at the University of Connecticut, May 22-June 15, 1999, and based on telephone interviews with 500 Workers--Members of the workforce whose total annual household income no more than twice the federal poverty level for households their size.

Variables: 163

Topical Coverage: Employment status (2); spousal employment status (1); reason for unemployment (1); hours worked in typical week (2); length of time at current place of employment (1); number of jobs held for more than a month during the last year (1); unemployment (2); paid vacation (1); hourly vs. weekly salary (1); concern about issues (7); satisfaction with aspects of job (17); agree/disagree with statement (7); what respondent does when having difficulty paying bills (1); needed income to take care of family needs (1); barriers to getting a better job (6); reception of Unemployment Insurance (1); reception of Food Stamps (1); public assistance (3); government aid for child care expenses (1); Earned Income Tax Credit (2); Medicaid (1); soup kitchen meals (1); additional education/training for job (10); computer/internet access (4).

Study Title: Work Trends Poll: Who Will Let the Good Times Roll--A National Survey on Jobs, the Economy, and the Race for President

Study #: [USRUTG1999-WORKTRENDS04](#) 

Methodology: Survey by: John J. Heldrich Center for Workforce Development at Rutgers University
Conducted by Center for Survey Research & Analysis (CSRA) at the University of Connecticut, July 30-August 12, 1999, and based on telephone interviews with 1,001 Workers--Full or part-time employed adults, unemployed adults looking for work.

Variables: 120

Topical Coverage: Current employment situation (3); 2000 Presidential election (5); Bill Clinton job performance (2); economy (3); 2000 Congressional elections (1); political party in Congress that does a better job handling job situation (1); importance of policies in decision to vote for a candidate (13); satisfaction with different aspects of job (15); satisfaction with job (1); hours worked per week (3); job/career/ employment opportunities for the next generation (1); importance of government actions to help workers/those looking for jobs (8); responsibility for education/training for advancement (1); responsibility for financial support after being laid off (1); health/ medical insurance (1); type of work done for primary employer (2); spouse of respondent's employment status (1); respondent is/is not a member of a labor union/teacher's association (1).

Study Title: Work Trends Poll: Nothing but Net--American Workers and the Information Economy

Study #: [USRUTG2000-WORKTRENDS05](#) 

Methodology: Survey by: John J. Heldrich Center for Workforce Development at Rutgers University
Conducted by Center for Survey Research & Analysis (CSRA) at the University of Connecticut, January 5-19, 2000, and based on telephone interviews with 1,005 Workers--Full or part-time employed adults, unemployed adults looking for work.

Variables: 103

Topical Coverage: Current employment situation (3); concern about economic issues (3); finding a quality job in America today (1); satisfaction with job (2); use of computers (16); hours spent at work typically (1); reduction of jobs at company due to technology (1); working from remote locations (4); distance learning (2); agree/disagree with statements (9); work for primary employer (4).

Roper Center Archives Update
October, 2007

Study Title: Work Trends Poll: Making the Grade?--What American Workers Think Should Be Done to Improve Education

Study #: [USRUTG2000-WORKTRENDS06](#) 

Methodology: Survey by: John J. Heldrich Center for Workforce Development at Rutgers University
Conducted by Center for Survey Research & Analysis (CSRA) at the University of Connecticut, May 10-29, 2000, and based on telephone interviews with 1,014 Workers--Full or part-time employed adults, unemployed adults looking for work.

Variables: 127

Topical Coverage: Current employment situation (4); satisfaction with job (1); importance of education (2); satisfaction with level of education received (1); participation in further education/training (2); importance of skills for job (5); importance of attitudes/behaviors to perform job (4); most effective method in preparing for work (1); importance of skill to today's students (5); importance of attitudes and behaviors for today's students (4); responsibility for preparing students for work (1); rating of high schools/colleges/universities on preparing graduate for success in the workplace (2); quality of education (1); responsibility for paying for further education/skill training (1); 2000 Presidential election (3); favor/oppose more funding from the federal government (5); favor/oppose education policies/practices (8); improving education (2); work done for primary employer (4); respondent is a member of a labor union/teacher's association (1).

Study Title: Work Trends Poll: Second Wind--Workers, Retirement, and Social Security

Study #: [USRUTG2000-WORKTRENDS07](#) 

Methodology: Survey by: John J. Heldrich Center for Workforce Development at Rutgers University
Conducted by Center for Survey Research & Analysis (CSRA) at the University of Connecticut, August 4-31, 2000, and based on telephone interviews with 1,005 Workers--Full or part-time employed adults, unemployed adults looking for work.

Variables: 98

Topical Coverage: Current employment situation (4); concern about economic issues (2); job situation in America (1); satisfaction with aspects of job (3); 2000 Presidential elections (1); retirement (40); work done for primary employer (3).

Study Title: Work Trends Poll: Holding On--American Assess a Changing Economic Landscape




Study #: [USRUTG2001-WORKTRENDS08](#) 

Methodology: Survey by: John J. Heldrich Center for Workforce Development at Rutgers University
Conducted by Center for Survey Research & Analysis (CSRA) at the University of Connecticut, April 5-22, 2001, and based on telephone interviews with 1,010 Workers--Full or part-time employed adults, unemployed adults looking for work.




Variables: 146

Topical Coverage: Current employment situation (4); looking for a job (2); laid off (1); concern about economic issues (4); satisfaction with aspects of job (14); federal government policies responsible for economic health (1); expected George W. Bush job performance (1); party in Congress that does a better job (1); President Bush's plan to cut personal income taxes (2); Democratic Senators' tax cutting strategy (2); likelihood of economic recession (1); concern about the growth of the economy (1); concern about job loss (1); importance of indicators of economic health (10); support/oppose possible government actions to manage the economy/ budget (13); media coverage of economic news (3); likelihood of behavior if economy slows/declines (3); enhancing job skills (5); lay-offs in company (2); work done for primary employer (4); computer access/use (2).

Roper Center Archives Update October, 2007


- Study Title:** **Work Trends Poll: Standing on Shaky Ground--Employers Sharply Concerned in Aftermath of Recession and Terror**
- Study #:** [USRUTG2001-WORKTRENDS10](#) 
- Methodology:** Survey by: John J. Heldrich Center for Workforce Development at Rutgers University
Conducted by Center for Survey Research & Analysis (CSRA) at the University of Connecticut, December 3-7, 2001, and based on telephone interviews with 501 Employers--Hiring or human resources executive from respondent businesses.
- Variables:** 79
- Topical Coverage:** Effect of terrorist attacks on workplace (14); concern that terrorist attacks will cause a decline in work for company (1); slowing economy causing economic problems in company (16); new security policies instituted (9); concern about threat of bioterrorism to employees (1); sources of information about bioterrorism (1); organizational attention to national security alerts (1); restricted employer air travel (1); return to normal procedures (1); offering of additional services to employees to deal with stress from terrorism (1); concern about economic issues (5); finding quality workers to fill jobs (9); finding quality jobs (1); education/training beyond formal schooling (2); primary work done by business (4).
-
- Study Title:** **Work Trends Poll: Taking Stock of Retirement--How Workers and Employers Assess Pensions, Trust, and the Economy**
- Study #:** [USRUTG2002-WORKTRENDS11](#) 
- Methodology:** Survey by: John J. Heldrich Center for Workforce Development at Rutgers University
Conducted by Center for Survey Research & Analysis (CSRA) at the University of Connecticut, March 22-April 27, 2002, and based on telephone interviews with 2,006 Workers--Full or part-time employed adults, unemployed adults looking for work and Employers--Hiring or human resources executive from respondent businesses.
- Variables:** 170
- Topical Coverage:** Current employment situation (4); concern about economic issues (6); finding a quality job (2); retirement (7); company retirement/pension plan (17); primary pension plan (2); ownership of shares of stock in company (4); employee stock option (4); trust in employer (3); opinion of top executives at American corporations (1); employee/company executive fixed salary vs. payment based on stock value of company (2); primary responsibility for helping workers prepare for retirement (2); trust in government to address pension security issues (2); favor/ oppose policies regarding pension plans (4); investment savings choices /decisions (5); following of news concerning Enron (2); opinion of regulation of business practices (6); work done for primary employer (9); respondent is a member of a labor union/teacher's association (1); company stock is/is not publicly traded (1); restoring worker trust in financial stability/retirement/pension plans (1); view of employees' trust in company (2).
-
- Study Title:** **Work Trends Poll: Restricted Access--A Survey of Employers About People with Disabilities and Lowering Barriers to Work**
- Study #:** [USRUTG2002-WORKTRENDS12](#) 
- Methodology:** Survey by: John J. Heldrich Center for Workforce Development at Rutgers University
Conducted by Braun Research Incorporated, November 10-December 3, 2002, and based on telephone interviews with 502 Employers--Hiring or human resources executive from respondent businesses.
- Variables:** 80
- Topical Coverage:** Concern about economic issues (4); finding a quality job (1); workers in company (1); workers with a disability (7); workplace accommodations for disabilities (25); employee training on working with/providing accommodations to people with disabilities (1); barriers to employment for people with disabilities (2); employee coverage by collective bargaining contract (3); agree/disagree with statement (5); changes to business to improve accessibility for people with disabilities (5); responsibility for ensuring equal treatment for people with disabilities in the workplace (1); primary work done by business (4); respondent has/does not have a disability (1).

Roper Center Archives Update October, 2007

- Study Title:** **Work Trends Poll: The Disposable Worker--Living in a Job-Loss Economy**
- Study #:** [USRUTG2003-WORKTRENDS13](#) 
- Methodology:** Survey by: John J. Heldrich Center for Workforce Development at Rutgers University
Conducted by Center for Survey Research & Analysis (CSRA) at the University of Connecticut, June 10-21, 2003, and based on telephone interviews with 1,484 Workers--Full or part-time employed adults and unemployed adults looking for work.
- Variables:** 138
- Topical Coverage:** Current employment situation (3); concern about economic issues (2); finding a quality job (1); laid off (7); lay off of family member (2); status of employment before being laid off (3); length of advance notice of lay off (1); severance package (1); services offered to laid off workers (6); new job since being laid off (4); unemployment after being laid off (13); responsibility for helping people laid off from work (2); most important service government can provide to people laid off from jobs (1); agree/disagree with statement (30); favor/oppose reemployment accounts (2); use of programs/resources during unemployment (2); President Bush job performance in handling issues related to jobs (1); Congress job performance in handling issues related to jobs (1); work done for primary employer (4); respondent is/ is not a member of a labor union/teacher's association (1).
-
- Study Title:** **Work Trends Poll: Laid Off--American Workers and Employers Assess a Volatile Labor Market**
- Study #:** [USRUTG2004-WORKTRENDS14](#) 
- Methodology:** Survey by: John J. Heldrich Center for Workforce Development at Rutgers University
Conducted by Center for Survey Research & Analysis (CSRA) at the University of Connecticut, February 5-March 18, 2004, and based on telephone interviews with 1,964 Workers--Full or part-time employed adults and unemployed adults looking for work and Employers--management position in respondent organization.
- Variables:** 181
- Topical Coverage:** Current employment situation (4); concern about economic issues (5); finding a quality job (2); importance of indicator in telling how well the economy is doing (12); lay offs (13); moving of company jobs to another country (11); steps to prevent lay offs (4); employment status in company before lay off (3); notification of lay off (3); severance package (4); services available after lay off (14); responsibility of employers to assist workers in finding another job (2); new job since lay off (2); length of unemployment after lay off (3); collection of unemployment after lay off (3); education/training classes after lay off (2); services used to find a job (3); anticipation of lay offs in company (2); steps to reduce likelihood of layoffs in company (4); responsibility for helping laid off workers (2); high priority policies for government in encouraging people to obtain additional job training (2); agree/disagree with statement (7); President Bush job performance in handling issues related to jobs (2); Congress job performance in handling issues related to jobs (3); work done for company (7); members of a labor union/teacher's association (2); number of employees in company/organization (1); employee concern from climate of increased lay offs in company (2); favor/oppose reemployment account for unemployed individuals (1).
-
- Study Title:** **Work Trends Poll: At a Crossroads--American Workers Assess Jobs and Economic Security Amid the Race for President**
- Study #:** [USRUTG2004-WORKTRENDS15](#) 
- Methodology:** Survey by: John J. Heldrich Center for Workforce Development at Rutgers University
Conducted by Center for Survey Research & Analysis (CSRA) at the University of Connecticut, September 16-October 15, 2004, and based on telephone interviews with 1,540 Workers--Full or part-time employed adults and unemployed adults looking for work.
- Variables:** 110
- Topical Coverage:** Current employment situation (4); concern about economic issues (2); finding a quality job (1); 2004 Presidential election (18); President George W. Bush job performance (2); expected job performance of John Kerry in handling the job situation (1); Presidential policies' responsibility for economic health (1); party in Congress doing a better job handling issues related to jobs (1); improving economic health vs. protection from terrorism as more important task (1); importance of government actions to help workers looking for jobs (8); lay offs (2); favor/oppose policy (3); primary work done for employer (6); respondent is/is not a member of a labor union/teacher's association (1).

Roper Center Archives Update
October, 2007

Study Title: Work Trends Poll: A Work-Filled Retirement: Workers' Changing Views on Employment and Leisure

Study #: [USRUTG2005-WORKTRENDS16](#) 

Methodology: Survey by: John J. Heldrich Center for Workforce Development at Rutgers University
Conducted by Center for Survey Research & Analysis (CSRA) at the University of Connecticut, May 2-June 12, 2005, and based on telephone interviews with 1,232 Workers--Full or part time employed adults, unemployed adults looking for work, and adults retired from their primary job but still working on a full or part time basis.

Variables: 154

Topical Coverage: Current employment status of respondents (3); number of hours typically worked per week (1); concern about economic issues (2); finding a quality job (1); retirement (12); retirement and pension plans (20); activities during retirement (1); main sources of support during retirement (2); older worker status (2); older vs. younger workers (3); treatment from employers based on age (8); responsibility for preparation for retirement (1); favor/oppose personal/private retirement accounts from social security payroll taxes (2); age discrimination (3); agree/disagree with statement (8); work performed under primary employers (1); sector of primary employers (1); years of involvement in labor market (1); number of people employed in respondents' companies (1); respondent is/is not a member of a labor union/teachers' association (1).

Revised Studies

United States -- National adult samples

Study Title: Los Angeles Times Poll # 2000-442: Abortion/Gay Rights

Study #: [USLAT2000-442](#) 

Methodology: Conducted by Los Angeles Times, June 8-13, 2000, and based on telephone interviews with a National adult sample of 2,071.

Variables: 100

Topical Coverage: Direction of Country (1): Bill Clinton Job Performance (1): Supreme Court Job Performance (1): Supreme Court Ideology (1): 2000 Presidential Election (1): Moral Climate of US (6): Staying Home with Children (2): Abortion (18): Bush on Abortion (2): Al Gore on Abortion (2): Choosing Three Supreme Court Justices (1): Public Funding of Abortion (2): Abortion Pill (1): Parent Consent for Abortion (1): Abortion Clinics (1): Life Begins at Conception vs Somewhere in Between (1): Abortion is Murder (1): Approval of Homosexual/Gay Rights (1): Laws Against Gay Discrimination (2): Know Anyone who is Gay (1): Comfort Level Around Homosexuals (1): Homosexual Lifestyles (2): Homosexual Rights as Married Couples (1): Gay Marriage (1): Born Homosexual V. Upbringing (1): Boy/Girl Scouts (3): Gay Leaders (1): Know Someone who has had an Abortion (3): Religion (3): Bible (1): 2000 Census (4): Sexual Orientation (1).

Study Title: NBC News/Associated Press Poll # 1981-APRIL: Foreign Affairs/Gun Control

Study #: [USNBCAP1981-APRIL](#) 

Methodology: Conducted by NBC News/Associated Press, April 13-14, 1981, and based on telephone interviews with a National adult sample of 1,604.

Variables: 65

Topical Coverage: Ronald Reagan's job performance in general and in regard to the economy, foreign affairs and Congress; Reagan's political ideology; knowledge of problems in Poland; likelihood of Soviet military intervention in Poland and subsequent U.S. actions; future of U.S. economy; trustworthiness of Reagan; personal knowledge of Reagan's proposals to cut federal spending and income taxes; Congress' job performance in general; Reagan's accomplishments compared to past presidents; opinion of Reagan; support for law requiring police permit for handgun ownership; support for stricter handgun laws; stricter handgun laws and prevention of assassination attempt on President Reagan; opinion of Reagan after attempted assassination; response of presidential advisors immediately after assassination attempt; opinion of David Stockman; job performance of Edward Meese, Alexander Haig, and George Bush; Reagan's proposed \$49 billion federal spending cut; Reagan's proposed 10% federal income tax cut; Reagan's proposed increase in defense spending; opinion of Reagan's proposed tax cuts: too drastic vs. not drastic enough; Reagan's proposal to reduce: loans o college students, food stamps, funding for solar energy research, school lunch programs, funding for mass transit; effect of Reagan's proposals on inflation and on upper vs. low-income Americans; Reagan's toughness in dealing with Soviet Union; Federal government's responsibility for providing medical care and legal advice to those who cannot afford to pay; U.S. backing of El Salvadorian government; U.S. military advisors in El Salvador; Reagan administration's reaction to situation in El Salvador; U.S. intervention in El Salvador to prevent communist aggression vs. non-involvement in private civil war; likelihood of El Salvadorian situation turning into another Vietnam.

Study Title: NBC News/Associated Press Poll # 1981-JULY: Federal Spending/Crime

Study #: [USNBCAP1981-JUL](#) 


Methodology: Conducted by NBC News/Associated Press, July 13-14, 1981, and based on telephone interviews with a National adult sample of 1,599.

Variables: 57

Topical Coverage: Ronald Reagan's job performance (5); future of the economy/inflation (4); capabilities of each political party (3); federal spending/tax cutbacks (5); reinstatement of draft for armed forces (3); crime/ prisons (4); strike by major league baseball players (7); Reagan's character traits (3).

Roper Center Archives Update October, 2007

Study Title: U.S. News and World Report Survey # 1992-USN192: Economic Attitudes
Study #: [USPSRA1992-USN192](#)
Methodology: Survey by: U.S. News and World Report
Conducted by Princeton Survey Research Associates, January 18-21, 1992, and based on telephone interviews with a National adult sample of 1,500.
Variables: 73
Topical Coverage: George Bush job performance(1); presidential campaign(2); problems, finances and family(32); jobs(33); home ownership(5).

Study Title: USA Today Poll # 1986-9188: The Elderly
Study #: [USUSATY1986-9188](#) 
Methodology: Survey by: USA Today
Conducted by Gordon S. Black Corporation, November, 1986, and based on telephone interviews with a National adult sample of 979.
Variables: 118
Topical Coverage: Terms used to refer to individuals ages 65 and over (9); respondent preferred age (2); importance of activities respondent is involved in (7); statements about getting older (2); age to be considered elderly (1); percentage of income spent on medical care (1); happiness in life (9); worries (12); health (2); television (2); singers (2); number of pills taken daily (1); current living arrangement (1); activities involved in during the past month (9); activities involved in during an average day (7); travel (10); planning for retirement (2); reside in same community after respondent retires (4); retirement communities (1); income after retirement (1); work after retirement (3); volunteer during retirement (1); satisfaction with retirement (1); money/savings needed for retirement (7); dating (2); marriage (1); grandchildren (3); best/worst thing about growing older (2).

United States -- Other samples

Study Title: BASR Poll # 1944-B0002: Kate Smith Study
Study #: [USBASR1944-B0002](#) 
Methodology: Conducted by Columbia University, September, 1943-February, 1944, and based on face to face interviews with 1,078 adult residents New York and Listeners to the Kate Smith bond drive.
Variables: 101
Topical Coverage: Kate Smith's bond purchase drive; radio listenership.

45 studies are currently included in this update.