

Roper Center Archives Update  
March, 2006






**Roper Center Archives Update  
March, 2006**

**Highlights:**

- 47 new Cable News Network/USA Today Polls conducted by the Gallup Organization including 4 studies from 2006, 13 studies from 2005 and 30 state sample polls from 2004.
- *2004 and 2005 American Jewish Committee Annual Survey of American Jewish Opinion* conducted by Market Facts/Synovate
- 6 new Pew studies from by Princeton Survey Research Associates International from 2004 and 2005 including the *2005 Religion and Public Life* study
- 2 new Time Magazine polls conducted by Schulman, Ronca, & Bucuvalas, Inc. in January and March of 2006.

## New Studies

### United States -- National adult samples

- Study Title:** Gallup/CNN/USA Today Poll # 2005-18: Social Security/Terri Schiavo/Air Travel/Religion  
**Study #:** [USAIPOCNUS2005-18](#) 
- Methodology:** Survey by: Cable News Network and USA Today  
Conducted by Gallup Organization, April 1-2, 2005, and based on telephone interviews with a National adult sample of 1,040.
- Variables:** 167
- Topical Coverage:** George W. Bush job performance (6); direction of the country (1); opinion of some people in the news (8); how important for president and Congress to deal with certain issues in the next year (6); characteristics and qualities of George W. Bush (3); political parties are/are not trying to use federal government to interfere with private levels of most Americans (1); confidence in U.S. intelligence community in giving administration accurate information about possible threats (1); how many federal judges use political views to inappropriately influence their decisions on cases (1); 'religious right' influence (2); Social Security (5); Iraq (2); Terri Schiavo (4); price of gasoline (7); air travel (11); choosing the next pope (12); Pope John Paul II (3).
- 
- Study Title:** Gallup/CNN/USA Today Poll # 2005-21: Social Security/Iraq/Filibuster Procedures/Child Sexual Molestation Crimes  
**Study #:** [USAIPOCNUS2005-21](#) 
- Methodology:** Survey by: Cable News Network and USA Today  
Conducted by Gallup Organization, April 29-May 1, 2005, and based on telephone interviews with a National adult sample of 1,006.
- Variables:** 157
- Topical Coverage:** George W. Bush job performance (7); Congress job performance (2); opinion of some people in the news (4); ethics of Congress (3); influences over Congress (2); Democrats in Congress have positive/neutral/negative feelings toward people with strong religious faith (1); economy (3); Social Security (12); gay marriage (2); Iraq (3); abuse of Iraqi prisoners by U.S. soldiers (2); filibuster in U.S. Senate (5); gas prices (7); NASA's pace in re-starting space shuttle program (1); anaphylactic shock (1); convicted child molesters (8); due -paying members of AARP (1).
- 
- Study Title:** Gallup/CNN/USA Today Poll # 2005-47: Supreme Court Nomination Reaction Poll  
**Study #:** [USAIPOCNUS2005-47](#) 
- Methodology:** Survey by: Cable News Network and USA Today  
Conducted by Gallup Organization, October 3-4, 2005, and based on telephone interviews with a National adult sample of 803.
- Variables:** 98
- Topical Coverage:** Nomination of Harriet Miers to Supreme Court (12); would/would not have been bothered if George W. Bush had not nominated a woman to replace Sandra Day O'Connor on Supreme Court (1).

Roper Center Archives Update  
March, 2006

**Study Title:** Gallup/CNN/USA Today Poll # 2005-49: Politics/Supreme Court/Bird Flu/Hurricanes

**Study #:** [USAIPOCNUS2005-49](#) 

**Methodology:** Survey by: Cable News Network and USA Today  
Conducted by Gallup Organization, October 21-23, 2005, and based on telephone interviews with a National adult sample of 1,008.

**Variables:** 172

**Topical Coverage:** George W. Bush job performance (1); 2006 congressional elections (2); important issues in voting for House of Representatives (1); Congress job performance (2); opinion of some people in the news (3); certain political office-holders do/do not deserve to be re-elected (2); importance of certain issues in vote for Congress (10); Republicans/ Democrats in Congress would do a better job of dealing with certain issues and problems (8); ethics of members of Congress (2); how well do political parties do certain things (6); George W. Bush (2); ethical standards of top Bush administration officials (2); Harriet Miers (9); bird flu virus (3); Iraq (3); global warming as a cause of increase in number and strength of hurricanes in recent years (1); Hurricane Wilma (1); news reporters who enter hurricane areas that have been evacuated in order to cover the story (2); evacuating own home (2); Hillary Rodham Clinton vs. John McCain (2); Hillary Rodham Clinton vs. Condoleezza Rice (2); George W. Bush vs. Democratic candidate (1); Prince Charles of England and his wife Camilla (2); Prince William and Prince Harry of England (1); 2004 presidential election (2); 2002 congressional elections (1).

**Study Title:** Gallup/CNN/USA Today Poll # 2005-51: Harriet Miers Nomination Withdrawal Reaction

**Study #:** [USAIPOCNUS2005-51](#) 

**Methodology:** Survey by: Cable News Network and USA Today  
Conducted by Gallup Organization, October 27, 2005, and based on telephone interviews with a National adult sample of 516.

**Variables:** 90

**Topical Coverage:** Withdrawal of Harriet Miers' nomination to Supreme Court (3); George W. Bush should nominate someone who is conservative/moderate/liberal to Supreme Court (1); importance of replacing Sandra Day O'Connor with another woman (1); think conservative Christians do/do not have too much influence over Bush administration (1).

**Study Title:** Gallup/CNN/USA Today Poll # 2005-52: Corruption in Government/Iraq/Gasoline Prices





**Study #:** [USAIPOCNUS2005-52](#) 

**Methodology:** Survey by: Cable News Network and USA Today  
Conducted by Gallup Organization, October 28-30, 2005, and based on telephone interviews with a National adult sample of 800.

**Variables:** 114


**Topical Coverage:** George W. Bush job performance (1); characteristics and qualities of George W. Bush (3); success of George W. Bush's presidency (2); opinion of some people in the news (3); charges against Lewis Libby (3); think Dick Cheney was/was not aware of Lewis Libby's actions (1); next Supreme Court justice to replace Sandra Day O'Connor (4); Iraq (3); gasoline prices (2).

Roper Center Archives Update  
March, 2006

- Study Title:** Gallup/CNN/USA Today Poll # 2005-53: Supreme Court Nomination Reaction  
**Study #:** [USAIPOCNUS2005-53](#) 
- Methodology:** Survey by: Cable News Network and USA Today  
Conducted by Gallup Organization, November 1, 2005, and based on telephone interviews with a National adult sample of 603.
- Variables:** 92
- Topical Coverage:** Samuel Alito (5); does/does not bother respondent that President Bush did not nominate a woman to replace Sandra Day O'Connor (1); Democrats in Senate would/would not be justified in using Senate procedures to prevent an up-or-down vote on Samuel Alito's nomination (1); Republicans in Senate would/would not be justified in changing Senate procedures to ensure an up-or-down vote on Samuel Alito's nomination (1).
- 
- Study Title:** Gallup/CNN/USA Today Poll # 2005-55: George W. Bush/Abortion/Iraq  
**Study #:** [USAIPOCNUS2005-55](#) 
- Methodology:** Survey by: Cable News Network and USA Today  
Conducted by Gallup Organization, November 11-13, 2005, and based on telephone interviews with a National adult sample of 1,006.
- Variables:** 133
- Topical Coverage:** George W. Bush job performance (7); characteristics and qualities of George W. Bush (3); direction of country (1); think country would be better off if Republicans/Democrats controlled Congress (1); describe George W. Bush as a strong/weak president (1); opinion of George W. Bush (2); Dick Cheney job performance (1); advice Vice President Dick Cheney has given to President George W. Bush over past five years (1); would be more/less likely to vote for a candidate that George W. Bush supported (1); type of candidate most likely to support in 2006 congressional elections (1); trust in what George W. Bush says (2); abortion (5); Iraq (4); Saddam Hussein (2); Social Security (2); using torture on suspected terrorists (2); have/have not donated money to a political party or candidate in last five years (2).
- 
- Study Title:** Gallup/CNN/USA Today Poll # 2005-57: George W. Bush's War Speech Reaction  
**Study #:** [USAIPOCNUS2005-57](#) 
- Methodology:** Survey by: Cable News Network and USA Today  
Conducted by Gallup Organization, November 30, 2005, and based on telephone interviews with a National adult sample of 606.
- Variables:** 91
- Topical Coverage:** George W. Bush job performance (1); Iraq (6); George W. Bush's speech this morning on war in Iraq (1).
- 
- Study Title:** Gallup/CNN/USA Today Poll # 2005-60: Immigration/Iraq/Politics/Sports  
**Study #:** [USAIPOCNUS2005-60](#) 
- Methodology:** Survey by: Cable News Network and USA Today  
Conducted by Gallup Organization, December 9-11, 2005, and based on telephone interviews with a National adult sample of 1,003.
- Variables:** 162
- Topical Coverage:** George W. Bush job performance (10); how important that president and Congress deal with certain issues in the next year (8); foreign trade (1); Samuel Alito (1); immigration (4); Iraq (14); Saddam Hussein (2); bird flu (3); possible 2008 presidential candidates (2); Hurricane Katrina (3); China (3); optional prescription drug benefit program for Medicare recipients (4); Christmas cards (6); professional football (3); professional baseball (2).

Roper Center Archives Update  
March, 2006

**Study Title:** Gallup/CNN/USA Today Poll # 2005-61: Terrorism/Corruption in Politics/Iraq/Television/Christmas


**Study #:** [USAIPOCNUS2005-61](#) 

**Methodology:** Survey by: Cable News Network and USA Today  
Conducted by Gallup Organization, December 16-18, 2005, and based on telephone interviews with a National adult sample of 1,003.

**Variables:** 158

**Topical Coverage:** George W. Bush job performance (4); opinion of some people in the news (9); terrorism (2); how likely that Osama bin Laden will be captured or killed in 2006 (1); corruption in politics (4); consider Hillary Rodham Clinton to be a liberal/moderate/conservative (1); Iraq (13); Christmas (7); optional prescription drug benefit program for Medicare recipients (4); cable and satellite television (5); Patriot Act (2); would put some people in the news on 'naughty'/'nice' list this year (1).

**Study Title:** Gallup/CNN/USA Today Poll # 2005-62: Finances/Economy/Muslim and Islamic World


**Study #:** [USAIPOCNUS2005-62](#) 

**Methodology:** Survey by: Cable News Network and USA Today  
Conducted by Gallup Organization, December 19-22, 2005, and based on telephone interviews with a National adult sample of 1,004.

**Variables:** 135

**Topical Coverage:** What man living today does respondent admire most (2); what woman living today does respondent admire most (2); George W. Bush job performance (1); direction of country (1); economy (6); good/bad time to find quality job in America (1); personal finances (9); what admire most about Muslim or Islamic world (5); what admire least about Muslim or Islamic world (5).

**Study Title:** Gallup/CNN/USA Today Poll # 2006-01: Congress/Abramoff/Iraq/Alito




**Study #:** [USAIPOCNUS2006-01](#) 

**Methodology:** Survey by: Cable News Network and USA Today  
Conducted by Gallup Organization, January 6-8, 2006, and based on telephone interviews with a National adult sample of 1,003.


**Variables:** 153


**Topical Coverage:** George W. Bush job performance (1); 2006 congressional elections (5); trust in government in Washington to do what is right (1); policies being proposed by Congress (2); important issues in vote for Congress this year (12); Republicans/Democrats in Congress would do a better job of dealing with corruption in government (1); respondent's own member of Congress (3); most members of Congress (3); Bush administration has gone too far/been about right/not gone far enough in restricting people's civil liberties in order to fight terrorism (1); Jack Abramoff (3); Iraq (7); nomination of Samuel Alito to serve on Supreme Court (5); Patriot Act (2); wiretapping of telephone conversations between U.S. citizens living in U.S. and suspected terrorists living abroad (2); West Virginia coal mine explosion (1); golf (3); abortion (1).


## Roper Center Archives Update March, 2006


- Study Title:** Gallup/CNN/USA Today Poll # 2006-03: George W. Bush/Terrorism/Supreme Court/Politics  
**Study #:** [USAIPOCNUS2006-03](#) 
- Methodology:** Survey by: Cable News Network and USA Today  
Conducted by Gallup Organization, January 20-22, 2006, and based on telephone interviews with a National adult sample of 1,006.
- Variables:** 173
- Topical Coverage:** George W. Bush job performance (8); direction of country (1); things have gotten better/worse in U.S. over past five years (5); economy (2); characteristics and qualities of George W. Bush (5); describe George W. Bush as a uniter/divider (1); George W. Bush's presidency a success/ failure (2); Dick Cheney job performance (1); Donald Rumsfeld job performance (1); Alan Greenspan job performance (1); Laura Bush (2); more likely to vote for a congressional candidate who supports/opposes President Bush (1); how important that president and Congress deal with certain issues in the next year (7); Republicans/Democrats in Congress would do a better job of dealing with certain issues (2); terrorism (4); Osama bin Laden (2); Supreme Court nominations (3); British Prime Minister Tony Blair (2); new Medicare prescription drug program (5); possible 2008 presidential candidates (2); Iraq (5); wiretapping of telephone conversations (3); abortion (1); what New Orleans should do about Mardi Gras this year (1); Iran (3); Super Bowl (4).
- Study Title:** Gallup/CNN/USA Today Poll # 2006-07: Politics/Iran/Media  
**Study #:** [USAIPOCNUS2006-07](#) 
- Methodology:** Survey by: Cable News Network and USA Today  
Conducted by Gallup Organization, February 9-12, 2006, and based on telephone interviews with a National adult sample of 1,000.
- Variables:** 146
- Topical Coverage:** George W. Bush job performance (1); 2006 elections for Congress (2); direction of country (2); personal finances (1); George W. Bush has/has not done anything that made respondent angry since he became president (1); solving country's problems (2); increasing spending on domestic issues/holding down federal budget deficit is more important to respondent (1); wiretapping telephone conversations by federal government (4); Iraq (3); 2008 presidential nominees (2); importance of a Republican senator supporting George W. Bush's nominees to Supreme Court (1); importance of a Democratic senator opposing war in Iraq (1); efforts of federal government to rebuild areas damaged by Hurricane Katrina (1); problem of overweight children in United States today (1); Iran (10); cartoons in European newspapers showing founder of Islam Mohammed in ways that offended religious views of many Muslims (3); U.S. news media has obligation to show controversial items/avoid offending people (1); respondent's weight (3); stomach reduction surgery (1); exercising (1); 2006 Winter Olympics (1).
- Study Title:** Gallup News Service Poll # 2005-15: Economy/Finances/Abortion/Cellular Phones  
**Study #:** [USAIPOGNS2005-15](#) 
- Methodology:** Conducted by Gallup Organization, March 21-23, 2005, and based on telephone interviews with a National adult sample of 1,001.
- Variables:** 134
- Topical Coverage:** George W. Bush job performance (1); direction of the country (1); economy (6); good/bad time to find a quality job in America today (1); personal finances (9); abortion (2); opinion of some people in the news (2); approve/disapprove of Prince Charles of England marrying Camilla Parker Bowles (1); theory of evolution (1); theory of creationism (1); cell phones (10); plans to attend church services this coming Easter Sunday (1).


Roper Center Archives Update  
March, 2006

**Study Title:** Gallup News Service Poll # 2005-19: Economy/Finances  
**Study #:** [USAIPOGNS2005-19](#)   
**Methodology:** Conducted by Gallup Organization, April 18-21, 2005, and based on telephone interviews with a National adult sample of 1,003.  
**Variables:** 128  
**Topical Coverage:** George W. Bush job performance (1); what advice would give President Bush (3); economy (6); good/bad time to find a quality job in America (1); personal finances (7); Michael Jackson trial (2); career advice to young people (2); religion (6).

**Study Title:** Gallup News Service Poll # 2005-24: Economy/Finances  
**Study #:** [USAIPOGNS2005-24](#)   
**Methodology:** Conducted by Gallup Organization, May 23-26, 2005, and based on telephone interviews with a National adult sample of 1,004.  
**Variables:** 130  
**Topical Coverage:** George W. Bush job performance (1); direction of the country (1); confidence in certain institutions in American society (15); economy (6); good/bad time to find a quality job in America (1); personal finances (9).


**Study Title:** Gallup News Service Poll # 2005-25: Economy/Iraq/Supernatural  
**Study #:** [USAIPOGNS2005-25](#)   
**Methodology:** Conducted by Gallup Organization, June 6-8, 2005, and based on telephone interviews with a National adult sample of 1,002.  
**Variables:** 137  
**Topical Coverage:** George W. Bush job performance (1); Congress job performance (1); direction of the country (1); most important problem facing the country today (3); economy (7); personal finances (4); good/bad time to find a quality job in America (1); greatest invention ever made (1); Iraq (7); favorite season of the year (1); favorite month of the year (1); consider self a morning/night person (1); favorite day of the week (1); least favorite day of the week (1); belief in certain things (13).

**Study Title:** Gallup News Service Poll # 2005-50: Economy/Finances  
**Study #:** [USAIPOGNS2005-50](#)   
**Methodology:** Conducted by Gallup Organization, October 24-26, 2005, and based on telephone interviews with a National adult sample of 840.  
**Variables:** 121  
**Topical Coverage:** George W. Bush job performance (1); direction of country (1); economy (3); good/bad time to find a quality job in America (1); personal finances (9); most important problem facing the country today (3); belief in God's existence (1).

**Study Title:** Gallup News Service Poll # 2005-56: Economy/Finances/Religion  
**Study #:** [USAIPOGNS2005-56](#)   
**Methodology:** Conducted by Gallup Organization, November 17-20, 2005, and based on telephone interviews with a National adult sample of 1,002.  
**Variables:** 151  
**Topical Coverage:** George W. Bush job performance (1); direction of country (1); honesty and ethical standards of people in certain fields (21); economy (6); good/bad time to find quality job in America (1); personal finances (9); religion (3); existence of God (1).

Roper Center Archives Update  
March, 2006

**Study Title:** Pew/PSRAI Poll # 2004-01NII : Politics/News/Presidential Election/Iraq/Economy/Terrorism/C-SPAN


**Study #:** [USPEW2004-01NII](#) 

**Methodology:** Survey by: Pew Research Center for the People & the Press  
Conducted by Princeton Survey Research Associates International, January 6-11, 2004, and based on telephone interviews with a National adult sample of 1,503.

**Variables:** 206

**Topical Coverage:** George W. Bush job performance (6); accomplishments/failures of Bush administration (1); upcoming State of the Union address (1); most important problem facing country today (5); how closely followed certain news stories this past month (8); have/have not seen any pictures sent back by NASA spacecraft that recently landed on Mars (1); how likely to vote in Democratic primaries (1); support for George W. Bush (3); who does respondent think is most likely to win coming presidential election (1); candidates running for Democratic presidential nomination (15); how would rate certain people ideologically (9); priorities for President Bush and Congress this year (22); job opportunities where respondent lives (1); Iraq (5); concerns of respondent (8); economy (2); worried about another terrorist attack in United States (1); C-SPAN (4).

**Study Title:** Pew/PSRAI Poll # 2004-02NII : Politics/News Coverage/Presidential Election/Federal Budget/Iraq/Terrorism


**Study #:** [USPEW2004-02NII](#) 

**Methodology:** Survey by: Pew Research Center for the People & the Press  
Conducted by Princeton Survey Research Associates International, February 11-16, 2004, and based on telephone interviews with a National adult sample of 1,500.

**Variables:** 208

**Topical Coverage:** George W. Bush job performance (1); Congress job performance (2); how closely followed certain news stories this past month (7); which Democratic candidate won New Hampshire primary (1); which Democratic candidate served in Vietnam and then protested Vietnam War when he returned home (1); presidential primaries (1); press job performance in presidential campaign coverage (5); influence of news organizations on which candidates become presidential nominees (1); George W. Bush vs. John Kerry (4); chance of voting for John Kerry in November (1); chance of voting for George W. Bush in November (1); impression of John Kerry (2); impression of George W. Bush (2); who does respondent think is most likely to win coming presidential election (2); impression of candidates who ran for Democratic presidential nomination (1); problems in Howard Dean's campaign (1); did/did not want Howard Dean to win Democratic nomination (1); what bothers respondent about election campaigns (5); importance of learning certain things about presidential candidates (6); opinion of certain people and organizations (7); government spending (1); current federal budget deficit (6); favor/ oppose certain programs and proposals being discussed in this country today (3); would/would not vote for candidate who disagrees with respondent on certain issues if agrees on most others (3); gun ownership/gun control (2); government should start up programs that encourage marriage/stay out of this (2); Iraq (4); worried about another terrorist attack in United States (1); worried about self/ family member becoming a victim of a terrorist attack (1); impression of certain U.S. states (11); 2000 presidential election (1); how often vote (1); currently looking for work (2); would/would not prefer to be working full time (2); have/have not been without a job and looking for work any time over past twelve months (2); military service (1).

**Study Title:** Pew/PSRAI Poll # 2004-04NII : Politics/News Stories/Iraq



**Study #:** [USPEW2004-04NII](#) 

**Methodology:** Survey by: Pew Research Center for the People & the Press  
Conducted by Princeton Survey Research Associates International, April 1-4, 2004, and based on telephone interviews with a National adult sample of 790.




**Variables:** 58

**Topical Coverage:** George W. Bush job performance (5); how closely followed certain news stories this past month (4); Iraq (8).

Roper Center Archives Update  
March, 2006

- Study Title:** Pew/PSRAI Poll # 2004-08NII : Politics/News Stories/Presidential Election/Gay Marriage/Stem Cell Research/Economy/Iraq/Terrorism
- Study #:** [USPEW2004-08NII](#) 
- Methodology:** Survey by: Pew Research Center for the People & the Press  
Conducted by Princeton Survey Research Associates International, August 5-10, 2004, and based on telephone interviews with a National adult sample of 1,512.
- Variables:** 225
- Topical Coverage:** George W. Bush job performance (1); how closely followed certain news stories this past month (6); how much thought given to coming presidential election (1); ever voted in precinct/election district (1); George W. Bush and Dick Cheney vs. John Kerry and John Edwards vs. Ralph Nader and Peter Camejo (3); choice is more a vote for one candidate/against another (2); chance of voting for John Kerry in November (1); chance of voting for George W. Bush in November (1); plans to vote in election this November (2); George W. Bush/John Kerry most likely to win coming presidential election (1); knowledge about John Kerry and what he stands for (2); certain phrases better describe John Kerry/George W. Bush (9); George W. Bush/John Kerry would better handle certain issues (8); important issues in deciding who to vote for (11); job opportunities where respondent lives (1); Republican National Convention in New York City (3); opinion of certain people (7); George W. Bush job performance (4); 9-11 Commission (1); churches and other houses of worship involvement in political matters (2); expressions of religious faith and prayer by political leaders (3); George W. Bush reliance on religious beliefs in making policy decisions (2); how much think John Kerry will rely on religious beliefs in making policy decisions if he becomes president (1); proper/improper for political parties to ask church members for lists of people who attend their church to encourage them to register and vote (1); proper/improper for Catholic Church leaders to deny communion to Catholic politicians whose views on abortion and other life issues go against Church teachings (1); proper/improper for Ten Commandments to be displayed in a government building (1); agree/disagree with statements about candidates and elections (2); certain groups' attitudes toward religion (4); gay marriage (4); stem cell research (2); economy (2); personal finances (2); Iraq (9); worried about another terrorist attack in United States (1); government terror warnings (2); computer usage (2); importance of religion in own life (1); 2000 presidential election (1); how often vote (1); military service (1).
- 
- Study Title:** Pew/PSRAI Poll # 2005-02NII : Politics/News Stories/Social Security/Iraq/Stock Market/Foreign Policy
- Study #:** [USPEW2005-02NII](#) 
- Methodology:** Survey by: Pew Research Center for the People & the Press  
Conducted by Princeton Survey Research Associates International, February 16-21, 2005, and based on telephone interviews with a National adult sample of 1,502.
- Variables:** 174
- Topical Coverage:** George W. Bush job performance (10); direction of country (1); impression of George W. Bush (2); how closely followed certain news stories this past month (6); Social Security (38); Iraq (10); stock market (2); more important that everyone be free to pursue life's goals without government interference/that government play an active role in society to guarantee nobody is in need (1); U.S. as world superpower (3); retirement plan/savings set aside for retirement (4); biggest source of retirement income (2); 2004 presidential election (2).

Roper Center Archives Update  
March, 2006

- Study Title:** Pew/PSRAI Poll # 2005-RELIG: Religion and Public Life 2005  
**Study #:** [USPEW2005-RELIG](#) 
- Methodology:** Survey by: Pew Research Center for the People & the Press  
Conducted by Princeton Survey Research Associates International, July 7 -17, 2005, and based on telephone interviews with a National adult sample of 2,000.
- Variables:** 148
- Topical Coverage:** George W. Bush job performance (1); direction of country (1); terrorist bombings in London, England (1); favor/oppose certain issues being discussed in this country today (10); dispute between Israel and Palestinians (3); opinion of certain people (3); opinion of specific religious groups (5); opinion of some groups and organizations in the news (7); worried about another terrorist attack in United States (1); churches and other houses of worship should keep out of/express views on social and political matters (1); is/is not ever right for clergy to discuss political candidates or issues from the pulpit (1); think there has been too much/too little/right amount of expressions of religious faith and prayer by political leaders (1); George W. Bush maintains his religious faith and prayer too much/too little/right amount (1); contribution of churches/synagogues/other houses of worship to solving important social problems (1); political parties' attitudes toward religion (4); agree/disagree with statements about political parties (2); concerns of political parties (2); important issues in U.S. today (1); agree/disagree that U.S. and other Western powers have moral obligation to use military force to prevent one group from committing genocide against another (1); United States should/should not work to promote democracy around the world (1); terrorist attacks over past few years (2); belief in God (1); responsibility for creation of life on Earth (2); human evolution (6); certain religious descriptions do/do not apply to respondent (3); importance of religion in own life (1); feelings about the Bible (1); Muslim religion and its practices (4); opinion of Islam (2); religions encouraging violence (3); role of religion in causing conflict (2); how public schools in respondent's area deal with certain topics (4); school respondent's children attend (2); children have/have not mentioned feeling uncomfortable when certain subjects came up at school (6); religious groups at children's school for students to participate in (2); responsibility for deciding how evolution is taught in public schools (4); favor/oppose teaching creationism along with evolution in public schools (1); favor/oppose teaching creationism instead of evolution in public schools (1); 2004 presidential election (2); military service (1).
- Study Title:** Time Magazine/SRBI Poll # 2006-3738: Illegal Immigrants/Reality Television  
**Study #:** [USSRBI2006-3738](#) 
- Methodology:** Survey by: Time Magazine  
Conducted by Schulman, Ronca, & Bucuvalas, Inc., January 24-26, 2006, and based on telephone interviews with a National adult sample of 1,002.
- Variables:** 94
- Topical Coverage:** George W. Bush job performance (6); direction of the country (1); war in Iraq (1); Jack Abramoff (1); corruption and illegal activities in Congress (1); illegal immigrants (25); reality TV programs (3); 2004 presidential election (2).
- Study Title:** Time Magazine/SRBI Poll # 2006-3788: Congressional Election  
**Study #:** [USSRBI2006-3788](#) 
- Methodology:** Survey by: Time Magazine  
Conducted by Schulman, Ronca, & Bucuvalas, Inc., March 22-23, 2006, and based on telephone interviews with a National adult sample of 1,003.
- Variables:** 102
- Topical Coverage:** 2006 congressional elections (4); Congress job performance (4); would rather see Republicans/Democrats control Congress (1); congressional votes (2); Democrats/Republicans would do a better job handling certain issues (9); which political party has clear set of policies for the country (2); impression of possible 2008 presidential candidates (8); 2004 presidential election (2).

## United States -- Other samples

**Study Title:** Gallup/CNN/USA Today Poll# 2004-ST10MO: 2004 Presidential Election

**Study #:** [USAIPOCNUS2004-ST10MO](#) 

**Methodology:** Survey by: Cable News Network and USA Today  
Conducted by Gallup Organization, September 3-6, 2004, and based on telephone interviews with 904 Adult Residents of Missouri.

**Variables:** 102

**Topical Coverage:** How much thought given to upcoming election for president (1); do/do not know where people in neighborhood go to vote (1); ever voted in precinct/election district (1); how often vote (1); plans to vote in presidential election this November (2); John Kerry and John Edwards vs. George W. Bush and Dick Cheney (2); view of John Kerry and George W. Bush (1); most important issue in vote for president (1); John Kerry /George W. Bush would better handle certain issues (2); 2000 presidential election (1).

**Study Title:** Gallup/CNN/USA Today Poll # 2004-ST11OH: 2004 Presidential Election

**Study #:** [USAIPOCNUS2004-ST11OH](#) 

**Methodology:** Survey by: Cable News Network and USA Today  
Conducted by Gallup Organization, September 3-6, 2004, and based on telephone interviews with 909 Adult Residents of Ohio.

**Variables:** 106

**Topical Coverage:** How much thought given to upcoming election for president (1); do/do not know where people in neighborhood go to vote (1); ever voted in precinct/election district (1); how often vote (1); plans to vote in presidential election this November (2); John Kerry and John Edwards vs. George W. Bush and Dick Cheney (2); John Kerry and John Edwards vs. George W. Bush and Dick Cheney vs. Ralph Nader and Peter Camejo (2); view of John Kerry and George W. Bush (1); most important issue in vote for president (1); John Kerry/George W. Bush would better handle certain issues (2); 2000 presidential election (1).

**Study Title:** Gallup/CNN/USA Today Poll # 2004-ST12WA: 2004 Presidential Election

**Study #:** [USAIPOCNUS2004-ST12WA](#) 

**Methodology:** Survey by: Cable News Network and USA Today  
Conducted by Gallup Organization, September 3-6, 2004, and based on telephone interviews with 903 Adult Residents of Washington.

**Variables:** 100

**Topical Coverage:** How much thought given to upcoming election for president (1); do/do not know where people in neighborhood go to vote (1); ever voted in precinct/election district (1); how often vote (1); plans to vote in presidential election this November (2); John Kerry and John Edwards vs. George W. Bush and Dick Cheney vs. Ralph Nader and Peter Camejo (2); view of John Kerry and George W. Bush (1); most important issue in vote for president (1); John Kerry/George W. Bush would better handle certain issues (2); 2000 presidential election (1).

**Study Title:** Gallup/CNN/USA Today Poll # 2004-ST13PA: 2004 Presidential Election


**Study #:** [USAIPOCNUS2004-ST13PA](#) 


**Methodology:** Survey by: Cable News Network and USA Today  
Conducted by Gallup Organization, September 4-7, 2004, and based on telephone interviews with 1,002 Adult Residents of Pennsylvania.


**Variables:** 100


**Topical Coverage:** How much thought given to upcoming election for president (1); do/do not know where people in neighborhood go to vote (1); ever voted in precinct/election district (1); how often vote (1); plans to vote in presidential election this November (2); John Kerry and John Edwards vs. George W. Bush and Dick Cheney (2); view of John Kerry and George W. Bush (1); most important issue in vote for president (1); John Kerry /George W. Bush would better handle certain issues (2); 2000 presidential election (1).

Roper Center Archives Update  
March, 2006

**Study Title:** Gallup/CNN/USA Today Poll # 2004-ST14WI: 2004 Presidential Election  
**Study #:** [USAIPOCNUS2004-ST14WI](#)   
**Methodology:** Survey by: Cable News Network and USA Today  
Conducted by Gallup Organization, September 9-12, 2004, and based on telephone interviews with 854 Adult Residents of Wisconsin.  
**Variables:** 100  
**Topical Coverage:** How much thought given to upcoming election for president (1); do/do not know where people in neighborhood go to vote (1); ever voted in precinct/election district (1); how often vote (1); plans to vote in presidential election this November (2); John Kerry and John Edwards vs. George W. Bush and Dick Cheney vs. Ralph Nader and Peter Camejo (2); John Kerry and John Edwards vs. George W. Bush and Dick Cheney (2); 2000 presidential election (1).

**Study Title:** Gallup/CNN/USA Today Poll # 2004-ST15MI: 2004 Presidential Election  
**Study #:** [USAIPOCNUS2004-ST15MI](#)   
**Methodology:** Survey by: Cable News Network and USA Today  
Conducted by Gallup Organization, September 10-13, 2004, and based on telephone interviews with 900 Adult Residents of Michigan.  
**Variables:** 99  
**Topical Coverage:** How much thought given to upcoming election for president (1); do/do not know where people in neighborhood go to vote (1); ever voted in precinct/election district (1); how often vote (1); plans to vote in presidential election this November (2); John Kerry and John Edwards vs. George W. Bush and Dick Cheney vs. Ralph Nader and Peter Camejo (2); gay marriages in Michigan (2); 2000 presidential election (1).

**Study Title:** Gallup/CNN/USA Today Poll # 2004-ST16MN: 2004 Presidential Election  
**Study #:** [USAIPOCNUS2004-ST16MN](#)   
**Methodology:** Survey by: Cable News Network and USA Today  
Conducted by Gallup Organization, September 11-14, 2004, and based on telephone interviews with 852 Adult Residents of Minnesota.  
**Variables:** 100  
**Topical Coverage:** How much thought given to upcoming election for president (1); do/do not know where people in neighborhood go to vote (1); ever voted in precinct/election district (1); how often vote (1); plans to vote in presidential election this November (2); John Kerry and John Edwards vs. George W. Bush and Dick Cheney (2); John Kerry and John Edwards vs. George W. Bush and Dick Cheney vs. Ralph Nader and Peter Camejo (2); 2000 presidential election (1).

**Study Title:** Gallup/CNN/USA Today Poll # 2004-ST18IA: 2004 Presidential Election  
**Study #:** [USAIPOCNUS2004-ST18IA](#)   
**Methodology:** Survey by: Cable News Network and USA Today  
Conducted by Gallup Organization, September 16-19, 2004, and based on telephone interviews with 853 Adult Residents of Iowa.  
**Variables:** 101  
**Topical Coverage:** How much thought given to upcoming election for president (1); do/do not know where people in neighborhood go to vote (1); ever voted in precinct/election district (1); how often vote (1); plans to vote in presidential election this November (2); John Kerry and John Edwards vs. George W. Bush and Dick Cheney vs. Ralph Nader and Peter Camejo (2); 2000 presidential election (1).

Roper Center Archives Update  
March, 2006

**Study Title:** Gallup/CNN/USA Today Poll # 2004-ST19WV: 2004 Presidential Election

**Study #:** [USAIPOCNUS2004-ST19WV](#) 

**Methodology:** Survey by: Cable News Network and USA Today  
Conducted by Gallup Organization, September 17-20, 2004, and based on telephone interviews with 905 Adult Residents of West Virginia.

**Variables:** 104

**Topical Coverage:** How much thought given to upcoming election for president (1); do/do not know where people in neighborhood go to vote (1); ever voted in precinct/election district (1); how often vote (1); plans to vote in presidential election this November (2); John Kerry and John Edwards vs. George W. Bush and Dick Cheney vs. Ralph Nader and Peter Camejo (2); John Kerry and John Edwards vs. George W. Bush and Dick Cheney (2); enthusiasm about voting compared to previous elections (1); West Virginia economy (1); 2000 presidential election (1).

**Study Title:** Gallup/CNN/USA Today Poll # 2004-ST20FL: 2004 Presidential election

**Study #:** [USAIPOCNUS2004-ST20FL](#) 

**Methodology:** Survey by: Cable News Network and USA Today  
Conducted by Gallup Organization, September 18-22, 2004, and based on telephone interviews with 1,003 Adult Residents of Florida.

**Variables:** 109

**Topical Coverage:** How much thought given to upcoming election for president (1); do/do not know where people in neighborhood go to vote (1); ever voted in precinct/election district (1); how often vote (1); plans to vote in presidential election this November (2); John Kerry and John Edwards vs. George W. Bush and Dick Cheney vs. Ralph Nader and Peter Camejo (2); John Kerry and John Edwards vs. George W. Bush and Dick Cheney (2); Betty Castor vs. Mel Martinez for Senate (2); enthusiasm about voting compared to previous elections (1); Florida economy (1); significant property damage/financial loss as a result of recent hurricanes (2); 2000 presidential election (1).

**Study Title:** Gallup/CNN/USA Today Poll # 2004-ST21NV: 2004 Presidential Election

**Study #:** [USAIPOCNUS2004-ST21NV](#) 

**Methodology:** Survey by: Cable News Network and USA Today  
Conducted by Gallup Organization, September 18-21, 2004, and based on telephone interviews with 900 Adult Residents of Nevada.

**Variables:** 100

**Topical Coverage:** How much thought given to upcoming election for president (1); do/do not know where people in neighborhood go to vote (1); ever voted in precinct/election district (1); how often vote (1); plans to vote in presidential election this November (2); John Kerry and John Edwards vs. George W. Bush and Dick Cheney vs. Ralph Nader and Peter Camejo (2); John Kerry and John Edwards vs. George W. Bush and Dick Cheney (2); enthusiasm about voting compared to previous elections (1); Nevada economy (1); 2000 presidential election (1).

Roper Center Archives Update  
March, 2006

**Study Title:** Gallup/CNN/USA Today Poll # 2004-ST22OH: 2004 Presidential Election

**Study #:** [USAIPOCNUS2004-ST22OH](#) 

**Methodology:** Survey by: Cable News Network and USA Today  
Conducted by Gallup Organization, September 24-27, 2004, and based on telephone interviews with 903 Adult Residents of Ohio.

**Variables:** 106

**Topical Coverage:** How much thought given to upcoming election for president (1); do/do not know where people in neighborhood go to vote (1); ever voted in precinct/election district (1); how often vote (1); plans to vote in presidential election this November (2); John Kerry and John Edwards vs. George W. Bush and Dick Cheney vs. Ralph Nader and Peter Camejo (2); John Kerry and John Edwards vs. George W. Bush and Dick Cheney (2); John Kerry/George W. Bush would better handle certain issues (4); 2000 presidential election (1).

**Study Title:** Gallup/CNN/USA Today Poll # 2004-ST23PA: 2004 Presidential Election

**Study #:** [USAIPOCNUS2004-ST23PA](#) 

**Methodology:** Survey by: Cable News Network and USA Today  
Conducted by Gallup Organization, September 25-28, 2004, and based on telephone interviews with 904 Adult Residents of Pennsylvania.

**Variables:** 104

**Topical Coverage:** How much thought given to upcoming election for president (1); do/do not know where people in neighborhood go to vote (1); ever voted in precinct/election district (1); how often vote (1); plans to vote in presidential election this November (2); John Kerry and John Edwards vs. George W. Bush and Dick Cheney vs. Ralph Nader and Peter Camejo (2); John Kerry and John Edwards vs. George W. Bush and Dick Cheney (2); John Kerry/George W. Bush would better handle certain issues (4); 2000 presidential election (1).

**Study Title:** Gallup/CNN/USA Today Poll # 2004-ST24FL: 2004 Presidential Election





**Study #:** [USAIPOCNUS2004-ST24FL](#) 

**Methodology:** Survey by: Cable News Network and USA Today  
Conducted by Gallup Organization, September 25-28, 2004, and based on telephone interviews with 1,007 Adult Residents of Florida.





**Variables:** 110

**Topical Coverage:** How much thought given to upcoming election for president (1); do/do not know where people in neighborhood go to vote (1); ever voted in precinct/election district (1); how often vote (1); plans to vote in presidential election this November (2); John Kerry and John Edwards vs. George W. Bush and Dick Cheney vs. Ralph Nader and Peter Camejo (2); John Kerry and John Edwards vs. George W. Bush and Dick Cheney (2); John Kerry/George W. Bush would better handle certain issues (4); presidential debate on Thursday, September 30th (1); 2000 presidential election (1).


Roper Center Archives Update  
March, 2006


- Study Title:** Gallup/CNN/USA Today Poll # 2004-ST25WI: 2004 Presidential Election  
**Study #:** [USAIPOCNUS2004-ST25WI](#) 
- Methodology:** Survey by: Cable News Network and USA Today  
Conducted by Gallup Organization, October 3-5, 2004, and based on telephone interviews with 878 Adult Residents of Wisconsin.
- Variables:** 104
- Topical Coverage:** How much thought given to upcoming election for president (1); do/do not know where people in neighborhood go to vote (1); ever voted in precinct/election district (1); how often vote (1); plans to vote in presidential election this November (2); John Kerry and John Edwards vs. George W. Bush and Dick Cheney vs. Ralph Nader and Peter Camejo (2); John Kerry and John Edwards vs. George W. Bush and Dick Cheney (2); John Kerry/George W. Bush would better handle certain issues (3); 2000 presidential election (1).
- 
- Study Title:** Gallup/CNN/USA Today Poll # 2004-ST26CO: 2004 Presidential Election  
**Study #:** [USAIPOCNUS2004-ST26CO](#) 
- Methodology:** Survey by: Cable News Network and USA Today  
Conducted by Gallup Organization, October 3-6, 2004, and based on telephone interviews with 904 Adult Residents of Colorado.
- Variables:** 106
- Topical Coverage:** How much thought given to upcoming election for president (1); do/do not know where people in neighborhood go to vote (1); ever voted in precinct/election district (1); how often vote (1); plans to vote in presidential election this November (2); John Kerry and John Edwards vs. George W. Bush and Dick Cheney vs. Ralph Nader and Peter Camejo (2); John Kerry and John Edwards vs. George W. Bush and Dick Cheney (2); Ken Salazar vs. Pete Coors for Senate (2); 2000 presidential election (1).
- 
- Study Title:** Gallup/CNN/USA Today Poll # 2004-ST27NM: 2004 Presidential Election  
**Study #:** [USAIPOCNUS2004-ST27NM](#) 
- Methodology:** Survey by: Cable News Network and USA Today  
Conducted by Gallup Organization, October 3-6, 2004, and based on telephone interviews with 1,006 Adult Residents of New Mexico.
- Variables:** 98
- Topical Coverage:** How much thought given to upcoming election for president (1); do/do not know where people in neighborhood go to vote (1); ever voted in precinct/election district (1); how often vote (1); plans to vote in presidential election this November (2); John Kerry and John Edwards vs. George W. Bush and Dick Cheney vs. Ralph Nader and Peter Camejo (2); John Kerry and John Edwards vs. George W. Bush and Dick Cheney (2); 2000 presidential election (1).
- 
- Study Title:** Gallup/CNN/USA Today Poll # 2004-ST28CO: 2004 Presidential Election  
**Study #:** [USAIPOCNUS2004-ST28CO](#) 
- Methodology:** Survey by: Cable News Network and USA Today  
Conducted by Gallup Organization, October 14-17, 2004, and based on telephone interviews with 902 Adult Residents of Colorado.
- Variables:** 107
- Topical Coverage:** How much thought given to upcoming election for president (1); do/do not know where people in neighborhood go to vote (1); ever voted in precinct/election district (1); how often vote (1); plans to vote in presidential election this November (2); John Kerry and John Edwards vs. George W. Bush and Dick Cheney vs. Ralph Nader and Peter Camejo (2); John Kerry and John Edwards vs. George W. Bush and Dick Cheney (2); Ken Salazar vs. Pete Coors for Senate (2); Colorado electoral votes (1); 2000 presidential election (1).


Roper Center Archives Update  
March, 2006


- Study Title:** Gallup/CNN/USA Today Poll # 2004-ST29OR: 2004 Presidential Election  
**Study #:** [USAIPOCNUS2004-ST29OR](#) 
- Methodology:** Survey by: Cable News Network and USA Today  
Conducted by Gallup Organization, October 15-18, 2004, and based on telephone interviews with 855 Adult Residents of Oregon.
- Variables:** 98
- Topical Coverage:** How much thought given to upcoming election for president (1); do/do not know how people in Oregon will be voting in this election (1); have /have not voted in any election since moved to current address (1); how often vote (1); plans to vote in presidential election this November (2); John Kerry and John Edwards vs. George W. Bush and Dick Cheney (2); gay marriages in Oregon (1); 2000 presidential election (1); 2002 congressional elections (1).
- 
- Study Title:** Gallup/CNN/USA Today Poll # 2004-ST30WI: 2004 Presidential Election  
**Study #:** [USAIPOCNUS2004-ST30WI](#) 
- Methodology:** Survey by: Cable News Network and USA Today  
Conducted by Gallup Organization, October 16-19, 2004, and based on telephone interviews with 857 Adult Residents of Wisconsin.
- Variables:** 101
- Topical Coverage:** How much thought given to upcoming election for president (1); do/do not know where people in neighborhood go to vote (1); ever voted in precinct/election district (1); how often vote (1); plans to vote in presidential election this November (2); John Kerry and John Edwards vs. George W. Bush and Dick Cheney vs. Ralph Nader and Peter Camejo (2); John Kerry and John Edwards vs. George W. Bush and Dick Cheney (2); 2000 presidential election (1).
- 
- Study Title:** Gallup/CNN/USA Today Poll # 2004-ST31OH: 2004 Presidential Election  
**Study #:** [USAIPOCNUS2004-ST31OH](#) 
- Methodology:** Survey by: Cable News Network and USA Today  
Conducted by Gallup Organization, October 17-20, 2004, and based on telephone interviews with 910 Adult Residents of Ohio.
- Variables:** 103
- Topical Coverage:** How much thought given to upcoming election for president (1); do/do not know where people in neighborhood go to vote (1); ever voted in precinct/election district (1); how often vote (1); plans to vote in presidential election this November (2); John Kerry and John Edwards vs. George W. Bush and Dick Cheney vs. Ralph Nader and Peter Camejo (2); John Kerry and John Edwards vs. George W. Bush and Dick Cheney (2); gay marriages in Ohio (1); 2000 presidential election (1).
- 
- Study Title:** Gallup/CNN/USA Today Poll # 2004-ST32FL: 2004 Presidential Election  
**Study #:** [USAIPOCNUS2004-ST32FL](#) 
- Methodology:** Survey by: Cable News Network and USA Today  
Conducted by Gallup Organization, October 21-24, 2004, and based on telephone interviews with 1,006 Adult Residents of Florida.
- Variables:** 97
- Topical Coverage:** How much thought given to upcoming election for president (1); do/do not know where people in neighborhood go to vote (1); ever voted in precinct/election district (1); how often vote (1); plans to vote in presidential election this November (2); absentee/early voting (2); John Kerry and John Edwards vs. George W. Bush and Dick Cheney vs. Ralph Nader and Peter Camejo (2); 2000 presidential election (1).

Roper Center Archives Update  
March, 2006


**Study Title:** Gallup/CNN/USA Today Poll # 2004-ST331A: 2004 Presidential Election  
**Study #:** [USAIPOCNUS2004-ST331A](#)   
**Methodology:** Survey by: Cable News Network and USA Today  
Conducted by Gallup Organization, October 22-25, 2004, and based on telephone interviews with 857 Adult Residents of Iowa.  
**Variables:** 96  
**Topical Coverage:** How much thought given to upcoming election for president (1); do/do not know where people in neighborhood go to vote (1); ever voted in precinct/election district (1); how often vote (1); plans to vote in presidential election this November (2); John Kerry and John Edwards vs. George W. Bush and Dick Cheney vs. Ralph Nader and Peter Camejo (2); 2000 presidential election (1).


**Study Title:** Gallup/CNN/USA Today Poll # 2004-ST34PA: 2004 Presidential Election  
**Study #:** [USAIPOCNUS2004-ST34PA](#)   
**Methodology:** Survey by: Cable News Network and USA Today  
Conducted by Gallup Organization, October 23-26, 2004, and based on telephone interviews with 907 Adult Residents of Pennsylvania.  
**Variables:** 100  
**Topical Coverage:** How much thought given to upcoming election for president (1); do/do not know where people in neighborhood go to vote (1); ever voted in precinct/election district (1); how often vote (1); plans to vote in presidential election this November (2); John Kerry and John Edwards vs. George W. Bush and Dick Cheney vs. Ralph Nader and Peter Camejo (2); John Kerry and John Edwards vs. George W. Bush and Dick Cheney (2); 2000 presidential election (1).


**Study Title:** Gallup/CNN/USA Today Poll # 2004-ST35WI: 2004 Presidential Election  
**Study #:** [USAIPOCNUS2004-ST35WI](#)   
**Methodology:** Survey by: Cable News Network and USA Today  
Conducted by Gallup Organization, October 27-30, 2004, and based on telephone interviews with 1,412 Adult Residents of Wisconsin.  
**Variables:** 98  
**Topical Coverage:** How much thought given to upcoming election for president (1); do/do not know where people in neighborhood go to vote (1); ever voted in precinct/election district (1); how often vote (1); plans to vote in presidential election this November (2); John Kerry and John Edwards vs. George W. Bush and Dick Cheney vs. Ralph Nader and Peter Camejo (2); most important issue in vote for president (1); 2000 presidential election (1).


**Study Title:** Gallup/CNN/USA Today Poll # 2004-ST361A: 2004 Presidential Election  
**Study #:** [USAIPOCNUS2004-ST361A](#)   
**Methodology:** Survey by: Cable News Network and USA Today  
Conducted by Gallup Organization, October 27-30, 2004, and based on telephone interviews with 1,418 Adult Residents of Iowa.  
**Variables:** 100  
**Topical Coverage:** How much thought given to upcoming election for president (1); do/do not know where people in neighborhood go to vote (1); ever voted in precinct/election district (1); how often vote (1); plans to vote in presidential election this November (2); John Kerry and John Edwards vs. George W. Bush and Dick Cheney vs. Ralph Nader and Peter Camejo (2); most important issue in vote for president (1); 2000 presidential election (1).

Roper Center Archives Update  
March, 2006


**Study Title:** Gallup/CNN/USA Today Poll # 2004-ST37FL: 2004 Presidential Election  
**Study #:** [USAIPOCNUS2004-ST37FL](#)   
**Methodology:** Survey by: Cable News Network and USA Today  
Conducted by Gallup Organization, October 28-31, 2004, and based on telephone interviews with 1,938 Adult Residents of Florida.  
**Variables:** 103  
**Topical Coverage:** How much thought given to upcoming election for president (1); do/do not know where people in neighborhood go to vote (1); ever voted in precinct/election district (1); how often vote (1); plans to vote in presidential election this November (2); absentee/early voting (4); John Kerry and John Edwards vs. George W. Bush and Dick Cheney vs. Ralph Nader and Peter Camejo (2); Betty Castor vs. Mel Martinez (2); most important issue in vote for president (1); confidence that votes for president will be accurately cast and counted in Florida (1); 2000 presidential election (1).


**Study Title:** Gallup/CNN/USA Today Poll # 2004-ST38MN: 2004 Presidential Election  
**Study #:** [USAIPOCNUS2004-ST38MN](#)   
**Methodology:** Survey by: Cable News Network and USA Today  
Conducted by Gallup Organization, October 28-30, 2004, and based on telephone interviews with 1,309 Adult Resident of Minnesota.  
**Variables:** 98  
**Topical Coverage:** How much thought given to upcoming election for president (1); do/do not know where people in neighborhood go to vote (1); ever voted in precinct/election district (1); how often vote (1); plans to vote in presidential election this November (2); John Kerry and John Edwards vs. George W. Bush and Dick Cheney vs. Ralph Nader and Peter Camejo (2); most important issue in vote for president (1); 2000 presidential election (1).


**Study Title:** Gallup/CNN/USA Today Poll # 2004-ST39OH: 2004 Presidential Election  
**Study #:** [USAIPOCNUS2004-ST39OH](#)   
**Methodology:** Survey by: Cable News Network and USA Today  
Conducted by Gallup Organization, October 28-31, 2004, and based on telephone interviews with 1,416 Adult Residents of Ohio.  
**Variables:** 97  
**Topical Coverage:** How much thought given to upcoming election for president (1); do/do not know where people in neighborhood go to vote (1); ever voted in precinct/election district (1); how often vote (1); plans to vote in presidential election this November (2); John Kerry and John Edwards vs. George W. Bush and Dick Cheney (2); most important issue in vote for president (1); 2000 presidential election (1).

**Study Title:** Gallup/CNN/USA Today Poll # 2004-ST40PA: 2004 Presidential Election  
**Study #:** [USAIPOCNUS2004-ST40PA](#)   
**Methodology:** Survey by: Cable News Network and USA Today  
Conducted by Gallup Organization, October 28-31, 2004, and based on telephone interviews with 1,435 Adult Residents of Pennsylvania.  
**Variables:** 99  
**Topical Coverage:** How much thought given to upcoming election for president (1); do/do not know where people in neighborhood go to vote (1); ever voted in precinct/election district (1); how often vote (1); plans to vote in presidential election this November (2); John Kerry and John Edwards vs. George W. Bush and Dick Cheney (2); most important issue in vote for president (1); 2000 presidential election (1).

Roper Center Archives Update  
March, 2006

**Study Title:** Gallup/CNN/USA Today Poll # 2005-58: Tom DeLay District Poll  
**Study #:** [USAIPOCNUS2005-58](#)   
**Methodology:** Survey by: Cable News Network and USA Today  
Conducted by Gallup Organization, December 1-4, 2005, and based on telephone interviews with 803 Adults in the 22nd Congressional District in Texas.  
**Variables:** 95  
**Topical Coverage:** Tom DeLay vs. Democratic candidate for Congress (1); opinion of some people in the news (3); charges against Tom DeLay (2).

**Study Title:** Gallup/CNN/USA Today Poll # 2006-05: State of the Union Address Reaction  
**Study #:** [USAIPOCNUS2006-05](#)   
**Methodology:** Survey by: Cable News Network and USA Today  
Conducted by Gallup Organization, January 31, 2006, and based on telephone interviews with 464 State of the Union address speech watchers.  
**Variables:** 57  
**Topical Coverage:** How much of President Bush's speech tonight did respondent watch (1); overall reaction to Bush's speech tonight (1); economy (2); Iraq (2); direction of country (10); healthcare proposals outlined in Bush's speech (1); energy consumption proposals outlined in Bush's speech (1); how likely that programs outlined in tonight's speech will be passed into law (1).

**Study Title:** ICR/Kaiser Family Foundation Poll # 2001-6340: Youth Internet Health Survey  
**Study #:** [USICR2001-6340](#)   
**Methodology:** Survey by: Kaiser Family Foundation  
Conducted by ICR--International Communications Research, September 24- October 31, 2001, and based on telephone interviews with 1,209 Young adults--ages 15-24.  
**Variables:** 271  
**Topical Coverage:** Opinion on important and significant health issues (2); source of information for health issues (2); trust in health related information sources (2); use of computer and Internet (2); places used Internet most (2); frequency online (1); activities performed online (2); number of sites visited in attempt to research information (1); opinion on attitudes towards searching online (1); parental controls and screening (6); pornography on the Internet (4).

Roper Center Archives Update  
March, 2006

**Study Title:** American Jewish Committee Poll # 2004-AJO: 2004 Annual Survey of American Jewish Opinion

**Study #:** [USMISCAJC2004-AJO](#) 

**Methodology:** Survey by: American Jewish Committee  
Conducted by Market Facts, Inc., August 18-September 1, 2004, and based on telephone interviews with 1,000 Self-Identified Jews selected from the Market Facts consumer mail panel.

**Variables:** 94

**Topical Coverage:** U.S. campaign against terrorism (1); war with Iraq (2); how close feel to Israel (1); caring about Israel is/is not important part of being a Jew (1); Israel/U.S. relations (2); chance for a lasting peace between Israel and the Arabs (1); goal of Arabs is return of occupied territories/destruction of Israel (1); support/oppose Israeli government's current handling of relations with Palestinian Authority (1); support/oppose Israeli government's decision to unilaterally withdraw from Gaza Strip (1); support/oppose Israeli government's decision to build fence separating Israelis and Palestinians (1); favor /oppose establishment of a Palestinian state (1); framework of permanent peace with Palestinians (2); American Jews should/should not support policies of duly elected government of Israel (1); how desirable that U.S. exerts strong leadership in world affairs (1); U.S. and Europe should/should not be more willing to make decisions jointly when dealing with common problems (1); U.S. should/should not act alone in responding to international crises (1); feelings toward certain countries and entities (10); feelings of certain governments toward Israel (9); agree/disagree that 'Germany today is making a sincere effort to deal with the legacy of the Holocaust' (1); George W. Bush vs. John Kerry vs. Ralph Nader (1); favor/oppose government aid to parochial or other religious schools (1); gay marriage (2); importance of being a Jew in own life (1); most important quality to Jewish identity (1); do/do not belong to a synagogue or temple (1); think of self as Orthodox/Conservative/Reconstructionist/Reform/just Jewish (1); agree/disagree that it is time to put memory of Nazi extermination of Jews behind us (1); intermarriage/anti-Semitism a greater threat to Jewish life in U.S. today (1); problem of anti-Semitism (25); non- Jewish spouses (2).

**Study Title:** American Jewish Committee Poll # 2005-AJO: 2005 Annual Survey of American Jewish Opinion


**Study #:** [USMISCAJC2005-AJO](#) 


**Methodology:** Survey by: American Jewish Committee  
Conducted by Synovate, November 14-27, 2005, and based on telephone interviews with 1,002 Self-Identified Jews selected from the Synovate consumer mail panel.

**Variables:** 97

**Topical Coverage:** Campaign against terrorism (1); war with Iraq (2); how close feel to Israel (1); caring about Israel is/is not important part of respondent's being a Jew (1); ever been to Israel (1); why have never been to Israel (1); relations between Israel and U.S. today (1); chance for lasting peace between Israel and the Arabs (1); goal of Arabs is return of occupied territories/destruction of Israel (1); extent to which certain Arab leaders support/oppose peace with Israel (4); support/oppose Israeli government's current handling of relations with Palestinian Authority (1); support/oppose Israeli government's decision to build security fence separating Israelis and Palestinians (1); favor /oppose establishment of a Palestinian state (1); Israel should/should not be willing to compromise on status of Jerusalem as a united city under Israeli jurisdiction (1); Israel should/should not be willing to dismantle all or some Jewish settlements in West Bank (1); feelings toward certain countries (10); feelings of various foreign governments toward Israel (10); opinion of United Nations (1); considerations when voting on a Supreme Court nominee (2); government should/should not provide taxpayer funds for social service programs run by religious institutions (1); government's response in New Orleans after Hurricane Katrina (1); how important that U.S. achieve energy independence (1); best way for U.S. to handle its energy needs (1); importance of being Jewish in own life (1); Jewish identity (6); do/do not belong to a synagogue or temple (1); think of self as Orthodox/Conservative/ Reconstructionist/Reform/just Jewish (1); anti-Semitism (22); non- Jewish spouses (2).

Roper Center Archives Update  
March, 2006

**Study Title:** Opinion Dynamics/Fox News Poll # 2000-103: 2000 Presidential Election/Travel  
**Study #:** [USODFOX2000-103](#)   
**Methodology:** Survey by: Fox News  
Conducted by Opinion Dynamics, June 28-29, 2000, and based on telephone interviews with 903 National registered adults.  
**Variables:** 58  
**Topical Coverage:** 1996 presidential election (2); economy (2); Al Gore vs. George W. Bush (3); George W. Bush vs. Al Gore vs. Pat Buchanan vs. Ralph Nader (3); opinion of certain people (4); Bill Clinton job performance (1); Al Gore job performance (1); President Clinton is/is not honest and trustworthy (1); Al Gore is/is not honest and trustworthy (1); retired General Colin Powell is/is not honest and trustworthy (1); George W. Bush/Al Gore best described by certain words and phrases (8); Bush/Gore would be more loyal in a crisis (1); Al Gore's fundraising practices (4); Janet Reno is honest and trustworthy/covers up for the White House (1); genetically mapping the human body (2); death penalty (2); death row inmates are given too much/right amount/insufficient help and opportunity to appeal their cases and try to prove their innocence (1); Energy Secretary Bill Richardson would be better off storing nation's nuclear secrets in the vault at the Los Alamos nuclear weapons lab/in an envelope under his mattress at home (1); missing hard drives containing top secret nuclear weapons information (2); higher gasoline prices (1); air travel experiences (4); worst part about commercial air travel today (1).

**Study Title:** Public Agenda Poll # 2004-TEACH: Teachers Interrupted  
**Study #:** [USPAF2004-TEACH](#)   
**Methodology:** Conducted by Public Agenda, March 11-April 9, 2004, and based on mail interviews with 1,325 Teachers in middle and high school and Parents of public school students in grades 5-12.  
**Variables:** 246  
**Topical Coverage:** Importance of good student discipline and behavior to having a successful school (2); student discipline and behavior a problem at school (20); teachers quitting due to student discipline and behavior issues (2); handful of students who cause most discipline problems at school/more widespread than that (2); persistent troublemakers at school (2); ever been accused by a parent of unfairly disciplining or reprimanding their child (2); how often can count on principal to support teachers on matters of student discipline and behavior (1); agree/disagree with certain statements (17); formal documentation of student misbehavior (2); process for expelling students (1); how would most teachers at respondent's school react if a fight between students broke out in front of them (2); parents who challenge or threaten to sue school when the children are disciplined (3); private vs. public schools on student discipline and behavior (4); tough neighborhoods do/ do not have more problems with student discipline and behavior (2); white principal with serious student discipline problems at mostly African American school (2); school does/does not have armed police officer stationed on school grounds (2); zero-tolerance policy regarding student discipline and behavior (1); school does/does not have official policy that discourages teachers from physically intervening when students fight (1); causes of student discipline and behavior problems in public schools (20); things which undermine student discipline and behavior in public schools (1); mission of teaching (1); effective solutions to discipline and behavior problems in public schools (23); how many years been a public school teacher (1); teach at middle or junior high school/high school/something else (1); how many students attend school (2); location of school (1); state respondent teaches in (1); how many students are African American or Hispanic (2); percentage of students at school eligible for free or reduced-price lunch program (1); ever considered moving child to another school because discipline and behavior was such a problem (1); fair and appropriate teachers at child's school when they discipline or reprimand students (1); ever felt that a teacher unfairly disciplined or reprimanded respondent's child (3); principal does/does not have a good handle on discipline and behavior (1); special-needs children are/ are not more likely to get away with misbehavior (2); how active in child's school (1).

## Revised Studies

### United States -- National adult samples

**Study Title:** Gallup Poll # 1940-0213

**Study #:** [USAIPO1940-0213](#) 

**Methodology:** Conducted by Gallup Organization, October 2-7, 1940, and based on face to face interviews with a National Adult sample of 3,111.

**Variables:** 47

**Topical Coverage:** Satisfied/not satisfied with present rate of production of airplanes, tanks, warships, and guns for national defense program (2); think Germany and Italy or England will win the war (1); think United States will/will not go to war in Europe (1); more important that this country keep out of war/that Germany be defeated (1); more important for United States to keep out of war/to help England win (1); think United States should let Japan get control of China/should risk war with Japan to keep Japanese from controlling China (1); our government should/should not forbid sale of war materials to Japan (1); increase of Japan's power in Far East is/is not a serious threat to United States (1); United States should/should not take steps now to keep Japan from becoming more powerful (1); approve/disapprove of President Roosevelt forbidding shipment of scrap iron from this country to Japan (1); Roosevelt vs. Willkie (1); have/have not planned to vote for Willkie at any time since he was nominated (1); have/have not planned to vote for Roosevelt at any time since his renomination (1); 1936 presidential election (2); think Willkie/Roosevelt/other will win 1940 presidential election (1); would vote to go into/stay out of war against Germany and Italy (1); think Germany and Italy would/would not start a war against United States if they should defeat England in the present war (2); United States should/should not declare war on Germany and Italy (1); will/will not be able to vote in presidential election this year (1); in what country were parents born (1); movies (6); favor James Slattery /Wayland Brooks for U.S. Senator (1); favor Harry Hershey/Dwight Green for Governor (1).

**Study Title:** Gallup Poll # 1952-0508: Presidential Election/Eisenhower

**Study #:** [USAIPO1952-0508](#) 

**Methodology:** Conducted by Gallup Organization, November 14-19, 1952, and based on face to face interviews with a National Adult sample of 3,003.

**Variables:** 137

**Topical Coverage:** Respondent's happiness (1); government defense spending (1); which branch of armed services should be built up to a greater extent (1); U.S. should/should not continue aid to help Europe build defense against Russia (1); approve/disapprove of adding new Secretary of Public Welfare to president's official Cabinet (1); would/would not like to see Eisenhower appoint one or two Democrats to serve in official Cabinet (1); would/would not like to see Governor Stevenson given an important position in new government in Washington (1); business conditions (1); how often vote (1); ever voted in precinct/ district (1); 1952 presidential election (7); final political speeches of Eisenhower or Stevenson on the night before Election Day (3); main reason Republicans won election (1); biggest mistake Democrats made during campaign (1); think Southerners in next election will vote Republican again/go back to Democratic party (1); biggest problem Eisenhower should take up first after he goes into office (1); reducing taxes (2); lowering prices (2); president dying in office (1); Korean War (3); worked for a party or candidate in election campaign (2); did/ did not try to convince any other people to vote for certain candidate (1); were/were not urged to vote for certain candidate (2); best political party for people like self (1); 1948 presidential election (1); service in Armed Forces (1); do/do not own a television set (1).

**Study Title:** Gallup Poll # 1966-0724: Lyndon Johnson/Vietnam War


**Study #:** [USAIPO1966-0724](#) 


**Methodology:** Conducted by Gallup Organization, February 10-15, 1966, and based on face to face interviews with a National Adult sample of 3,517.


**Variables:** 49


**Topical Coverage:** Lyndon Johnson job performance (3); Lyndon Johnson (2); foreign aid (4); manners (3); bombing Vietnam (3); Vietnam war (1); family spending (2); Vietnam and the UN (4); taxes (1); 1968 presidential election (6); vote in 1964 presidential election (1).

Roper Center Archives Update  
March, 2006

**Study Title:** Gallup Poll # 1966-0738: World Power/Most Admired People/Finances/Politics  
**Study #:** [USAIPO1966-0738](#)   
**Methodology:** Conducted by Gallup Organization, December 8-13, 1966, and based on face to face interviews with a National Adult sample of 3,542.  
**Variables:** 75  
**Topical Coverage:** Events to happen in 1967 (9); most admired people (4); electric automobile (3); Lyndon Johnson job performance (2); standard of living (1); family spending (4); birth control pills (5); biggest threat to the country in the future (5); taxes (3); John Kennedy assassination (2); foreign countries and political leaders (18); vote in 1964 presidential election (1); religion (3).





**Study Title:** Gallup Poll # 1969-0791: Vietnam War/Finances/Politics  
**Study #:** [USAIPO1969-0791](#)   
**Methodology:** Conducted by Gallup Organization, October 17-22, 1969, and based on face to face interviews with a National Adult sample of 1,543.  
**Variables:** 42  
**Topical Coverage:** Richard Nixon job performance (1); most important problem facing the country (1); most outstanding event of 1969 (1); inflation (1); events to happen in 1970 (6); family spending (2); 1969 has been a good/bad year (1); standard of living (1); presidential election (2); congressional election (1); birth control pills (2); Vietnam (1); vote in 1968 presidential election (1).

**Study Title:** Gallup Poll # 1973-0863: Finances/Satisfied with Life  
**Study #:** [USAIPO1973-0863](#)   
**Methodology:** Conducted by Gallup Organization, January 26-29, 1973, and based on face to face interviews with a National Adult sample of 1,508.  
**Variables:** 28  
**Topical Coverage:** Richard Nixon job performance (2); legalization of marijuana (1); satisfaction with work (3); family spending (2); American worker outcome per day (4); marijuana use (1).


**Study Title:** Gallup Poll # 976  
**Study #:** [USAIPO1977-0976](#)   
**Methodology:** Conducted by Gallup Organization, May 20-23, 1977, and based on face to face interviews with a National Adult sample of 1,548.  
**Variables:** 28  
**Topical Coverage:** Jimmy Carter job performance (1); Congress job performance (1); people employed by federal government (4); changes congress should make (22).


**Study Title:** Gallup News Service Poll # 1992-322011: Politics/Women  
**Study #:** [USAIPOGNS1992-322011](#)   
**Methodology:** Conducted by Gallup Organization, July 31-August 2, 1992, and based on telephone interviews with a National adult sample of 1,001.  
**Variables:** 26  
**Topical Coverage:** Voter registration(1); party preference(2); political ideology(1); voting intentions(4); George Bush Job performance(1); national situation(1); Persian Gulf(3); Bosnia(2); women (4).


Roper Center Archives Update  
March, 2006


- Study Title:** USCEA/Gallup Poll # 1991-103131: Attitudes Towards Nuclear Radiation  
**Study #:** [USAIPOSAGO1991-103131](#) 
- Methodology:** Survey by: U.S. Council for Energy Awareness (USCEA)  
Conducted by Gallup Organization, January 22-February 8, 1991, and based on telephone interviews with a National Adult sample of 1,020.
- Variables:** 51
- Topical Coverage:** Images of radiation(5); rating levels of radiation in various situations(13).
- 
- Study Title:** ASQC/Gallup Poll # 1991-103190: Public Opinion Toward the Quality of American, German and Japanese Products  
**Study #:** [USAIPOSAGO1991-103190](#) 
- Methodology:** Survey by: American Society for Quality Control  
Conducted by Gallup Organization, June 6-16, 1991, and based on telephone interviews with a National adult sample of 1,008.
- Variables:** 80
- Topical Coverage:** Determination of product quality(1); influences on purchase decision (11); willingness to pay for quality(4); determination of service quality(1); rating the quality of certain service industries(7); rating the quality of American/Japanese/German products(3); effort of business to deliver quality(4); importance of quality to American/Japanese/ German workers(3); Japanese/German product purchases(7); foreign product purchases(1); rating product quality by country of origin(7).
- 
- Study Title:** CBS News Poll # 1991-JAN91D: State of the Union/War in the Middle East  
**Study #:** [USCBS1991-JAN91D](#) 
- Methodology:** Conducted by CBS News, January 27-28, 1991, and based on telephone interviews with a National adult sample of 1,173.
- Variables:** 65
- Topical Coverage:** George Bush job performance(6); concern about terrorist attacks(2); war worth the cost, proud of US(2); state of war(8); media & war(2); personal feelings on this war(3); Israel(1); national economy, taxes, recession, federal debt(9); Mikhail Gorbachev, Lithuania(2); oil spill in Persian Gulf(2).
- 
- Study Title:** CBS News/New York Times Poll # 1978-CHINA: China  
**Study #:** [USCBSNYT1978-CHINA](#) 
- Methodology:** Conducted by CBS News and The New York Times, December 16-17, 1978, and based on telephone interviews with a National Adult sample of 1,011.
- Variables:** 15
- Topical Coverage:** Jimmy Carter job performance (1); US and China relations (6); US and Russian relations (1); Mideast (1).


Roper Center Archives Update  
March, 2006

**Study Title:** CBS News/New York Times Poll # 1979-APR: Nuclear Power  
**Study #:** [USCBSNYT1979-APR](#)   
**Methodology:** Conducted by CBS News and The New York Times, April 5-7, 1979, and based on telephone interviews with a National Adult sample of 1,158.  
**Variables:** 26  
**Topical Coverage:** Reality of oil and natural gas crisis (1); effects of possible increase in oil prices (3); approval of building more nuclear plants (3); solar energy a alternative (1); three mile island (4); public awareness of dangers from political officials (1); blame for three mile island (1); media on three mile island (1); dangers of nuclear powered plants (1); movie "china syndrome" (1); political affiliation (1); views on political matters (1);


**Study Title:** CBS/NYT/Tokyo Broadcasting System Poll # 1989-JAPAN: US-Japan Relations  
**Study #:** [USCBSNYTTBS1989-JAPAN](#)   
**Methodology:** Survey by: Tokyo Broadcasting System  
Conducted by CBS News and The New York Times, February 18-19, 1989, and based on telephone interviews with a National Adult sample of 1,233.  
**Variables:** 43  
**Topical Coverage:** George Bush's job performance(3); U.S./Japanese relations(6); U.S./ Japanese trade(3); Japan(7); Japanese-owned companies in the U.S.(3); Emperor Hirohito(3); Oliver North(3).


**Study Title:** Los Angeles Times Poll # 1983-073: World Policy  
**Study #:** [USLAT1983-073](#)   
**Methodology:** Conducted by Los Angeles Times, November 12-17, 1983, and based on telephone interviews with a National Adult sample of 2,004.  
**Variables:** 99  
**Topical Coverage:** Government in Washington(11); Ronald Reagan ratings(4); government spending(2); U.S. involvement in Grenada(11); US troops in Lebanon(15); people in the news(3); television coverage of current events(5); government information and the press(5); media bias(2).

**Study Title:** Americans Talk Issues Survey # 1990-NATLSEC14: Persian Gulf War/Iraq  
**Study #:** [USMISCATS1990-NATLSEC14](#)   
**Methodology:** Survey by: Americans Talk Security Project  
Conducted by Market Strategies, Inc., September 20-26, 1990, and based on telephone interviews with a National adult sample of 1,003.  
**Variables:** 72  
**Topical Coverage:** George Bush job performance(1); Iraq situation and U.S. military buildup in Saudi Arabia(61); energy(5).

**Study Title:** The New York Times# 1982-HEALTH: National Health Care Survey  
**Study #:** [USNYT1982-HEALTH](#)   
**Methodology:** Conducted by New York Times, March 1-6, 1982, and based on telephone interviews with a National adult sample of 1,530.  
**Variables:** 53  
**Topical Coverage:** Doctors: confidence and quality(3); personal experiences with health care system(13); cost of health care(13); proposals for lowering health care costs(6); health insurance(10).

Roper Center Archives Update  
March, 2006

**Study Title:** The New York Times Poll # 1988-AMBUSH88: Dan Rather/George Bush Interview  
**Study #:** [USNYT1988-AMBUSH88](#)   
**Methodology:** Conducted by New York Times, January 30-31, 1988, and based on telephone interviews with a National adult sample of 1,187.  
**Variables:** 41  
**Topical Coverage:** Presidential candidates(6); presidential primary voting(2); Iran-Contra affair(3); Dan Rather(4); George Bush-Rather interview(4).

**Study Title:** ORC Poll # 1963-466C: Voters Appraise Dimensions of Kennedy Leadership  
**Study #:** [USORC1963-466C](#)   
**Methodology:** Conducted by Opinion Research Corporation, March 15-April 15, 1963, and based on face to face interviews with a National Adult sample of 2,179.  
**Variables:** 140  
**Topical Coverage:** Personal finances (1); views on Kennedy administration (2); views on President Kennedy (22); John F. Kennedy job performance (10); views on Roosevelt (10); views on Truman (10); views on Eisenhower (10); Kennedy administration job performance (12); U.S. prestige (1); Kennedy administration attitude towards business (1); opinion on some things Kennedy administration may have to deal with (4); proposals to take care of medical needs of older people (1); taxes (4); President Kennedy's budget for next fiscal year (2); national debt (2); labor unions (4); government regulation of business (5); is/is not responsibility of federal government to see that everyone who is willing and able to work has a job (1); how important that something be done about certain issues and problems (26); who should deal with certain issues and problems (26); do/do not own stock in any American company (1); in how many of last five elections did respondent vote (1); what does respondent do in free time (16); what does respondent talk about with other people (12); activity in certain types of organizations (9).

## United States -- Other samples

**Study Title:** CEA/Gallup Poll # 1990-89378CEA: Connecticut Education Association Survey of Public Opinion about Education

**Study #:** [USAIPOSAGO1990-89378CEA](#) 

**Methodology:** Survey by: Connecticut Education Association  
Conducted by Gallup Organization, January 9-14, 1990, and based on telephone interviews with 1,000 Adult Residents of Connecticut.

**Variables:** 35

**Topical Coverage:** Binding arbitration law(3); teacher certification board(3); beginning and experienced teacher salaries(9); teacher job performance(4).

**Study Title:** ASQC/Gallup Poll # 1990-925072: Employees' Attitudes Toward Their Jobs and Quality Improvement Activities

**Study #:** [USAIPOSAGO1990-925072](#) 

**Methodology:** Survey by: American Society for Quality Control  
Conducted by Gallup Organization, June 19-26, 1990, and based on telephone interviews with 1,237 adults employed full time in companies with a minimum of five employees.

**Variables:** 71

**Topical Coverage:** Satisfaction with work(11); familiarity with quality improvement techniques(10); quality improvement techniques currently in place on the job(12); participation in quality improvement techniques(2); effects of the techniques(9); satisfaction with rate of improvement(1); involvement in decisions on the job(2); quality ratings of American products(2); improving product quality(17); ways to increase worker performance(4).

**Study Title:** Roper Center/Reader's Digest Poll # 1996-FINANCES: Financial Achievements and Status

**Study #:** [USISIROP1996-FINANCES](#) 

**Methodology:** Survey by: Reader's Digest  
Conducted by Institute for Social Inquiry/Roper Center, July 18-30, 1996, and based on telephone interviews with 1,200 Adults ages 30 and over.

**Variables:** 110

**Topical Coverage:** Family income(3); family wealth(10); family economic situation(7); employment(13); economic accomplishments(10); financial lifestyle(18); standard of living(5); family lifestyle as a teenager(17); current/past financial lifestyle(13); American economy(6).

**Study Title:** New York Times Poll # 1981-DECNYC: New York City Politics and Living





**Study #:** [USNYT1981-DECNYC](#) 

**Methodology:** Conducted by New York Times, December 7-14, 1981, and based on telephone interviews with 1,146 Adult residents of New York City.


**Variables:** 73


**Topical Coverage:** Ronald Reagan job performance(1); New York City(11); service cutbacks(4); Mayor Koch(3); confidence in various aspects of city life(7); crime(7); homosexuals(3); minorities(3); housing(6); abortion(2); religion(6); transportation(7).


Roper Center Archives Update  
March, 2006

- Study Title:** **NYT/WCBS-TV Poll # 1985-APRILNYC: New York City Race Relation**  
**Study #:** [USNYT1985-APRILNYC](#) 
- Methodology:** Conducted by New York Times and WCBS-TV, April 27-May 3, 1985, and based on telephone interviews with 1,557 Adult Residents of New York City.
- Variables:** 102
- Topical Coverage:** Election for mayor(3); race(21); crime(8); public figures(10); employment(7); discrimination(7); courts racial treatment(3); subways(3); Bernhard Goetz(2); New York City Police(4); racial slurs(2); Hispanics(5); African Americans(5).
- 
- Study Title:** **New York Times Poll # 1985-JANNYC: New York City Politics, Living and Crime**  
**Study #:** [USNYT1985-JANNYC](#) 
- Methodology:** Conducted by New York Times, January 5-10, 1985, and based on telephone interviews with 1,329 Adult Resident of New York City.
- Variables:** 112
- Topical Coverage:** New York City(6); public officials(6); age of children(3); public figures(5); Mayor Koch(3); city services(8); crime(17); transportation(7); government(12); sports(2); neighborhood qualities(18).
- 
- Study Title:** **The New York Times Poll # 1989-WOMEN: Women's Issues**  
**Study #:** [USNYT1989-WOMEN](#) 
- Methodology:** Conducted by New York Times, June 20-25, 1989, and based on telephone interviews with a National adult sample of 1,025 women and 472 men.
- Variables:** 98
- Topical Coverage:** George Bush job performance(2); problem facing women(1); men's attitudes toward men(2); women's movement(6); abortion(1); change in the status of women(12); women in the workplace(16); household roles(11).
- 
- Study Title:** **Army Study # 1947-172F: Civilian boys and their parents appraise the military services**  
**Study #:** [USORC1947-172F](#) 
- Methodology:** Conducted by Opinion Research Corporation, November, 1947, and based on face to face interviews with 3,484 Parents and Youth ages 17-19.
- Variables:** 196
- Topical Coverage:** Going to school/have a job (1); attending a high school/university/ other (1); name of school respondent attends (1); how far gone in school (1); plans to go to college (1); how old on last birthday (1); ever served in U.S. Armed Services (2); ever thought much about joining Armed Services (1); does/does not bother respondent when asked to do something he doesn't see a good reason for doing (1); respondent would/ would not make a good soldier (2); ever visited a recruiting station (2); know anyone who enlisted this year (6); will/will not enlist in Armed Services sometime within next two or three years (1); what part of military service would want to go into (18); comparisons between military service and a job in civilian life (50); would meet better type of fellows in Air Force/Navy/Army/civilian life (2); would probably learn most about a skill or trade in Air Force/Navy/Army (2); Air Force/Navy/Army is most different from civilian life (6); advantages of joining Air Force rather than other branches of service (2); percent of all men and officers in Air Force get to fly in a plane as a regular part of their job (2); would rather go into air crew/ ground crew of Air Force (1); advantages in joining the Infantry (2); disadvantages in joining the Infantry (2); recent changes in Army (10); how much money per year would a civilian have to earn to make as much as a buck private (2); statements about Armed Services are true/false (55); any immediate family members served in Armed Forces during World War II (2); father's occupation (2); ever thought much about son joining the Armed Services (1); respondent's son would/would not make a good soldier (2); would/would not approve of having son enlist in Armed Services in next two or three years (1); what part of military service would want son to go into (2); how would feel about son going into certain branches of military service (16); would rather son go into air crew/ground crew if he joined Air Force (1).

Roper Center Archives Update  
March, 2006

**Study Title:** ORC Poll # 1959-463N: Nationwide Survey among Scientists, Engineers and Managers  
**Study #:** [USORC1959-463N](#)   
**Methodology:** Conducted by Opinion Research Corporation, August, 1959, and based on face to face interviews with 727 Scientists, Engineers and Managers.  
**Variables:** 78  
**Topical Coverage:** Comparing companies (1); satisfaction with respondent's job (4); job conflicts (2); ideal new job (1); goals of company (2); organization and administration of work (2); management supporting science and engineering (3); technical competence (1); financial rewards of science and engineering (1); worthwhile job (1); freedom of occupation (1); decisions affecting work (1); opinions on certain statements concerning business/companies (5); statements applying to certain people (38); statements on scientists and engineers (15).

**Study Title:** ORC Poll # 1962-465N: Mobilizing Stockholders Support  
**Study #:** [USORC1962-465N](#)   
**Methodology:** Conducted by Opinion Research Corporation, August-September 1962, and based on face to face interviews with 275 American stockholders.  
**Variables:** 179  
**Topical Coverage:** Objectives of financial public relations (13); Company fulfilling objectives (2); First financial public relation activity to be cut (1); Set financial public relations policies (1); Roles played in financial public relations policy (5); Financial public relations council (4); Printed communications to stockholders (14); Printed communications to financial writers and security analysts (14); Inquiries from the financial community (1); Informing investors of bad news (1); Information leaks (2); Information released to financial writer and securities analysts, but not to stockholders (2); Maintaining communications with security analysts (10); Best money return from communications with security analysts (3); Maintained list of security analysts (4); Relations with security analysts (3); Fair; breaks with financial press (1); Financial public relations directed at institutional investors (11); Appraisals for company (2); Institutions owning large portions of company's stock (2); Executive compensation practices (2); Public affairs being discussed with stockholders (12); Correspondence with stockholders (2); Stockholder turnout at annual meetings (4); Researching stockholders (2); Unsophisticated investors (2); Dividends (3); Broaden stock ownership (1); Promote stockholder use of company resources (1); Annual reports (6); Interim reports (2); Special reports (11); Appraising financial public relation activities (15); Investor's opinions of company (2); Desired changes in financial public relations policies (2); 1962 stock market break (3); Number of stockholders (1); Outstanding shares (1); Year went public (1).

**Study Title:** Roper Commercial # 1946-027: Grocery Store Owners  
**Study #:** [USRCOM1946-027](#)   
**Methodology:** Conducted by The Roper Organization, September 1-16, 1946, and based on face to face interviews with 572 Grocery Store Owners.  
**Variables:** 319  
**Topical Coverage:** Packaging materials: glass, tin and paper (48).

96 studies are currently included in this update.