

Roper Center Archives Update
August, 2006



**Roper Center Archives Update
August, 2006**

Highlights:

- *National Black Feminist Survey* conducted by Center for Survey Research & Analysis for Evelyn M. Simien, Ph.D., University of Connecticut, November 4, 2004- January 7, 2005.
- 3 new Horatio Alger Association surveys of high school students conducted 2001-2005.
- Pew Research Center for the People & the Press/The Chicago Council on Foreign Relation's *America's Place in the World IV* conducted by Princeton Survey Research Associates International, October 12-24, 2005.
- 4 new Kaiser Family Foundation studies conducted by International Communications Research including the Katrina Evacuees Study

New Studies

United States -- National adult samples

Study Title: ICR/Kaiser/NPR/Harvard Poll # 2002-NPR009: Health Care Issues/Health Care System/Insurance/Medical Care/Prescriptions/Medical Bills

Study #: [USICR2002-NPR009](#) 

Methodology: Survey by: Kaiser Family Foundation/NPR/Harvard University's Kennedy School of Government Conducted by International Communications Research, March 28 - May 1, 2002, and based on telephone interviews with a National adult sample of 1,205.

Variables: 537

Topical Coverage: Important issues for government to address (72); most important issues facing country (72); important health care issues for government to address (86); important health care issues facing country (86); view of healthcare system (1); healthcare insurance coverage (10); family healthcare insurance coverage (6); insurance restrictions on physicians visited (4); healthcare issues (6); guarantee healthcare for more Americans (5); priority for government spending in healthcare (1); helping seniors pay for prescription drugs (7); worries for the coming year (5); employer aiding in paying for health insurance (5); possible reasons for rise in health insurance costs (7); opinion of healthcare services (1); opinion of health insurance plan (2); staying at job to keep health insurance (1); trusting doctor (2); receiving medical care and resulting impact on insurance (5); ability to get health insurance (2); needing medical care and not getting it (6); reasons for not getting medical care (12); postponing seeking medical care (6); reasons for postponing seeking medical care (20); needing prescription drugs and not getting them (6); reasons for not getting needed prescription drugs (6); quality of healthcare (23); paying medical bills (17); responsibility for someone not in household (11).

Study Title: ICR/Kaiser/Washington Post/Harvard Poll # 2005-WPH018: Social Security Knowledge Poll

Study #: [USICR2005-WPH018](#) 

Methodology: Survey by: Kaiser Family Foundation/Washington Post/Harvard University Conducted by International Communications Research, February 3 - 6, 2005, and based on telephone interviews with a National adult sample of 1,236.

Variables: 149

Topical Coverage: Presidential priority on certain issues (10); Social Security (1); invest Social Security into stocks and bonds (22); Social Security program going bankrupt (2); respondent's retirement plans (10); George W. Bush job performance (1); largest areas of spending for federal government (7); responsibility to aid retired people (1); wages matching standard of living (1); Social security to reflect cost of living or wages (1); people who pay Social Security taxes (6); view of Social Security program (2); percentage of Social Security money provided to retiree (2); surplus money in Social Security trust fund (2); reasons for difficulties in Social Security program (5); party to aid in Social Security issues (2); ways to deal with future Social Security problems (8); incomes over \$90,000 to pay Social Security (1); respondent's investment in stocks and bonds (3).

Study Title: PSRAI/PEW Poll # 2005-12NII: December News Interest Index--Christmas/Supreme Court/Medicare Prescription Drugs/Wal-Mart/Iraq

Study #: [USPEW2005-12NII](#) 

Methodology: Survey by: Pew Research Center for the People & the Press Conducted by Princeton Survey Research Associates International, December 7-11, 2005, and based on telephone interviews with a National adult sample of 1,502.

Variables: 202

Topical Coverage: George W. Bush job performance (6); most prominent news story (2); interest in news stories (7); news reports making real event seem worse (2); opinion of certain statements (7); involvement in public affairs (1); abortion (1); death penalty (1); limiting exclusivity of Christmas (7); Samuel Alito to Supreme Court (3); Medicare prescription drug program (5); opinion of certain groups/organizations (4); opinion of certain companies (15); qualities of Wal-Mart (1); shopping history with Wal-Mart (3); opinions of Wal-Mart (4); Iraq (21).

Roper Center Archives Update
August, 2006

Study Title: PSRAI/PEW/CCFR Poll # 2005-APW: America's Place in the World IV

Study #: [USPEW2005-APW](#) 

Methodology: Survey by: Pew Research Center for the People & the Press/The Chicago Council on Foreign Relations Conducted by Princeton Survey Research Associates International, October 12-24, 2005, and based on telephone interviews with a National adult sample of 2,006.

Variables: 180

Topical Coverage: George W. Bush job performance (6); world satisfaction (1); most important international problem (8); country most threatening to U.S. (1); interest in news stories (7); opinions on groups and organizations (12); opinions of certain people (16); leadership role of U.S. (2); U.S. as military superpower (2); partnership with Western Europe (1); international concerns for U.S. (7); priority of long range foreign policy goals (13); subjects in the news (3); Iraq (5); Israel and Palestine (1); affect of a stronger European nation (1); China (1); NAFTA (1); respect of the U.S. (2); ability of terrorists to launch another attack (1); reason for no more terrorist attacks (1); anti- terrorism policies (3); justification in attacking innocent countries (1); torturing suspected terrorists (1); prisoner mistreatment (1); reasons for disliking U.S. (8); increased democracy in Middle East (1); likelihood of another terrorist attack (1); eliminating nuclear weapons (1); countries possessing nuclear weapons (14); justification in using nuclear weapons before another country (2); likelihood of a nuclear attack (2).

Study Title: Chilton/Kaiser/Washington Post/Harvard Poll # 1998-WPH006A: Survey on American Values

Study #: [USWASH1998-WPH006A](#) 

Methodology: Survey by: Kaiser Family Foundation/Washington Post/Harvard University Conducted by Chilton Research Services, July 29 - August 18, 1998, and based on telephone interviews with a National adult sample of 2,025.

Variables: 210

Topical Coverage: Direction of the country (1); values and moral beliefs (2); certain people sharing personal values and morals (17); important aspect in choosing president (1); morals of the president (1); moral tolerance (12); agreeing/disagreeing with certain statements (7); political tolerance (2); moral traditionalism (4); role of government (15); religion and politics (8); favor/oppose certain amendments to common issues (19).

United States -- Other samples

Study Title: CSRA/UCONN Poll # 2004-FEM: 2004-2005 National Black Feminist Study

Study #: [USCSRA2004-FEM](#) 

Methodology: Survey by: Evelyn M. Simien, Ph.D., University of Connecticut
Conducted by Center for Survey Research & Analysis, November 4, 2004- January 7, 2005, and based on telephone interviews with 500 African Americans.

Variables: 85

Topical Coverage: Trust in government (1); view of government (1); involvement in 2004 Presidential election (2); Al Sharpton running for Demographic Presidential nomination (1); Colin Powell running for Republican Presidential candidate (1); agreement with certain statements (3); involvement in political activities in the last two years (11); Black women and their relationship to their community (9); Black women improving their lot in America (2); general outcome for certain groups affecting respondent (9); abortion (2); federal spending (6).

Study Title: Hart/Horatio Poll # 2001-6469: State of Our Nation's Youth Panelback Survey

Study #: [USHORT2001-6469](#) 

Methodology: Survey by: Horatio Alger Association
Conducted by Peter D. Hart Research Associates, November 1-12, 2001, and based on telephone interviews with 314 High school students ages 13 -19 years old.

Variables: 114

Topical Coverage: Future of the country (1); opinions of certain people (4); grading school (1); thinking about safety and incidents (1); admired and respected people (3); knowledge of cultures and world events (1); important sources of information (3); effects of terrorism (7); events since September 11 (12); September 11 effecting life (5); willingness to contribute after September 11 (1).

Study Title: Hart/Horatio Poll # 2004-7230: 2004 State of Our Nation's Youth Survey


Study #: [USHORT2004-7230](#) 


Methodology: Survey by: Horatio Alger Association
Conducted by Peter D. Hart Research Associates, May 5-7, 2004, and based on telephone interviews with 1,007 High school students ages 13-19 years old.

Variables: 94

Topical Coverage: Grades earned in school (1); type of school attending (1); hours spent doing homework (1); extracurricular activities (1); grading school (1); enrollment in college prep or AP classes (1); volunteering for community (1); college education is/is not an important factor in being successful (1); application of certain statements (4); future of country (1); Iraq (1); mandatory national/military service (3); interest in 2004 presidential election (1); George W. Bush vs. John Kerry vs. Ralph Nader (13); differences in presidential candidates (1); difference election will make (1); interest in who wins the presidential election (1); important issues in deciding vote (10); biggest health problem (1); Internet usage (11); Internet vs. Library (5); modes of communicating (4); cell phone usage (2); role models (2); problems for high school students (7); relationship with parent(s)/ guardian(s) (1); reality show respondent would most like to be on (1); respondent going to college (1); choosing an occupation (1).

Roper Center Archives Update
August, 2006

Study Title: Hart/Horatio Poll # 2005-7610: 2005 State of Our Nation's Youth Survey
Study #: [USHORT2005-7610](#) 
Methodology: Survey by: Horatio Alger Association
Conducted by Peter D. Hart Research Associates, May 9-12, 2005, and based on telephone interviews with 1,005 High school students ages 13-19 years old.
Variables: 125
Topical Coverage: Grades earned in school (1); type of school attending (1); hours spent doing homework (1); extracurricular activities (1); grading school (1); opinion of school's preventative measures (4); cheating on tests (1); enrollment in college prep or AP classes (1); plans for college (1); taken the SAT (2); motivation in school (1); school properly preparing student (15); writing expectations (1); amount of mathematics to be learned (1); challenging students (2); starting over again (1); encouraging students (6); application of certain statements (4); biggest health risk (1); engaging in exercise (11); dining preference (1); Internet usage (7); credit card (2); cell phone (3); family members (11); role models (2); minors charged as adults for crimes (1); illegal steroids (2); biggest drug problem in school (1); regular activities (7); wish for a better life (1); problems for high school students (8); fitting in with other students (6); giving something up for a month (1).

Study Title: ICR/Kaiser/Washington Post/Harvard Poll # 2005-WPH020: Hurricane Katrina Evacuees Survey
Study #: [USICR2005-WPH020](#) 
Methodology: Survey by: Kaiser Family Foundation/Washington Post/Harvard University
Conducted by International Communications Research, September 10 - 12, 2005, and based on face to face interviews with 680 adult evacuees of Hurricane Katrina residing in Houston, TX shelters.
Variables: 117
Topical Coverage: Location when Hurricane Katrina hit (3); hurricane's impact on home (1); evacuation order (14); ability to leave before hurricane hit (1); situation before going to shelter (7); issues since hurricane (5); Houston evacuation center (5); feelings about future (6); family/friend situation (2); prescription drugs/medicine (2); health problems or injuries (3); current priorities after the hurricane (5); current situation after the hurricane (6); plans for future (9); view of government response to the hurricane (5); George W. Bush job performance (1); Kathleen Babineux job performance (1); Ray Nagin job performance (1); blame for problems following hurricane (2); hurricane bringing out best and worst in people (1); feeling government cared (1); hurricane affecting religion (2).

Roper Center Archives Update
August, 2006

Russia

- Study Title:** USIA Poll # 1988-188015: NETG Electronic Poll at the USA Exhibit in Tbilisi
- Study #:** [RSUSIA1988-188015](#) 
- Methodology:** Survey by: United States Information Agency
Conducted by New England Technology Group, Inc. (NETG), December 15, 1987-January 17, 1988, and based on self-administered interviews with 4,774 Visitors at the USA exhibit in Tbilisi.
- Variables:** 45
- Topical Coverage:** Opinions of the USA exhibit (5); new technology will make the world a better place (1); opinion of the guides in the exhibit (5); types of exhibits respondent would like to see about the USA in the future (6); Voice of America broadcasts (6); "America" magazine (5); VCR usage (2); computers (2); new technology at workplace (2).
-
- Study Title:** USIA Poll # 1988-188051: NETG Electronic Poll at the USA Exhibit in Tashkent
- Study #:** [RSUSIA1988-188051](#) 
- Methodology:** Survey by: United States Information Agency
Conducted by New England Technology Group, Inc. (NETG), February 25- March 28, 1988, and based on self-administered interviews with 6,805 Visitors at the USA exhibit in Tashkent.
- Variables:** 45
- Topical Coverage:** Opinions of the USA exhibit (5); new technology will make the world a better place (1); opinion of the guides in the exhibit (5); types of exhibits respondent would like to see about the USA in the future (6); Voice of America broadcasts (6); "America" magazine (5); VCR usage (2); computers (2); new technology at workplace (2).
-
- Study Title:** USIA Poll # 1988-188052: NETG Electronic Poll at the USA Exhibit in Irkutsk
- Study #:** [RSUSIA1988-188052](#) 
- Methodology:** Survey by: United States Information Agency
Conducted by New England Technology Group, Inc. (NETG), May 6-June 6, 1988, and based on self-administered interviews with 4,135 Visitors at the USA Exhibit in Irkutsk.
- Variables:** 45
- Topical Coverage:** Opinions of the USA exhibit (5); new technology will make the world a better place (1); opinion of the guides in the exhibit (5); types of exhibits respondent would like to see about the USA in the future (6); Voice of America broadcasts (6); "America" magazine (5); VCR usage (2); computers (2); new technology at workplace (2).
-
- Study Title:** USIA Poll # 1988-188100: NETG Electronic Poll at the USA Exhibit in Leningrad
- Study #:** [RSUSIA1988-188100](#) 
- Methodology:** Survey by: United States Information Agency
Conducted by New England Technology Group, Inc. (NETG), September 26- October 29, 1988, and based on self-administered interviews with 7,581 Visitors at the USA exhibit in Leningrad.
- Variables:** 45
- Topical Coverage:** Opinions of the USA exhibit (5); new technology will make the world a better place (1); opinion of the guides in the exhibit (5); types of exhibits respondent would like to see about the USA in the future (6); Voice of America broadcasts (6); "America" magazine (5); VCR usage (2); computers (2); new technology at workplace (2).

Roper Center Archives Update
August, 2006

Study Title: USIA Poll # 1988-I88102: NETG Electronic Poll at the USA Exhibit in Magnitogorsk

Study #: [RSUSIA1988-I88102](#) 





Methodology: Survey by: United States Information Agency
Conducted by New England Technology Group, Inc. (NETG), July 14-August 15, 1988, and based on self-administered interviews with 7,282 Visitors at the USA exhibit in Magnitogorsk.

Variables: 45

Topical Coverage: Opinions of the USA exhibit (5); new technology will make the world a better place (1); opinion of the guides in the exhibit (5); types of exhibits respondent would like to see about the USA in the future (6); Voice of America broadcasts (6); "America" magazine (5); VCR usage (2); computers (2); new technology at workplace (2).

Revised Studies

United States -- National adult samples

- Study Title:** Roper Reports Poll # 1989-05: Consumerism/Foreign Affairs
Study #: [USRPRR1989-05](#) 
- Methodology:** Conducted by The Roper Organization, April 15-22, 1989, and based on face to face interviews with a National adult sample of 1,985.
- Variables:** 145
- Topical Coverage:** Federal agencies (13); rating various foreign countries military/ economic forces (22); rating manufacturing industries (19); television (11); personal computers (14); "selling" mail (8); grandparents (6).
-
- Study Title:** Roper Reports Poll # 1990-05: Consumerism/Trade
Study #: [USRPRR1990-05](#) 
- Methodology:** Conducted by The Roper Organization, April 21-28, 1990, and based on face to face interviews with a National adult sample of 1,979.
- Variables:** 163
- Topical Coverage:** Federal agencies (13); unions (5); U.S. productivity (10); competitiveness/foreign trade (24); U.S.-Soviet trade(10); U.S.-China trade (10); IRS electronic tax filing service (7); quality product labels (12); advertising (20); American vs. foreign made products (12); brand name products (16).
-
- Study Title:** Roper Reports Poll # 1991-05: Consumerism
Study #: [USRPRR1991-05](#) 
- Methodology:** Conducted by The Roper Organization, April 13-20, 1991, and based on face to face interviews with a National adult sample of 1,984.
- Variables:** 171
- Topical Coverage:** Good/bad time to buy (1); interest in/concern about current events (2); environmental issues (10); opinion of countries (10); trade (5); federal departments (13); finances and spending (13); problems facing the country (7); labor union leaders (2); strikes (2); national energy plan (12); consumer protection (18); trade with Japan (4); cost of living (2); expenditures on luxuries (1); cable television (2); income taxes and tax services (4); banking (3); amount of income a family of four could live comfortably on (4); consumerism (27); vacation (6).
-
- Study Title:** Roper Reports Poll # 1992-05: Consumerism and Safety
Study #: [USRPRR1992-05](#) 
- Methodology:** Conducted by The Roper Organization, April 4-11, 1992, and based on face to face interviews with a National adult sample of 1,990.
- Variables:** 195
- Topical Coverage:** Government agencies (14); countries which have become military/economic forces (23); banning products because of health risks (16); American vs. foreign made products (22).

Roper Center Archives Update
August, 2006

Study Title: Roper Reports Poll # 1994-05: Consumerism

Study #: [USRPRR1994-05](#) 

Methodology: Conducted by The Roper Organization, April 16-23, 1994, and based on face to face interviews with a National adult sample of 1,993.

Variables: 196





Topical Coverage: Personal spending (2); Bill Clinton job performance (1); government agencies (3); consumer protection (2); work satisfaction (3); work groups (2); personal computers (4); television (3); boycott effects (5); income (3); personal habits (2).

Roper Center Archives Update
August, 2006

Mexico


- Study Title:** CEOP Poll # 1988-JORNAL88: Electoral Preferences in Mexico
Study #: [MXCEOP1988-JORNAL88](#) 
- Methodology:** Conducted by Centro de Estudios de Opinion Publica (CEOP) for La Jornada, May 30-June 10, 1988, and based on face to face interviews with a National adult sample of 4,414.
- Variables:** 38
- Topical Coverage:** Current economic situation (1); current and future national situation (3); attitudes towards change (1); evaluation of public services (3); local authorities job performance (2); President De la Madrid's job performance (1); attitudes towards the USA (1); opinion of foreign debt(1); political interest and participation (4); opinion of presidential candidates (2); party opinion of free trade (1); opinion of inflation (5); opinion of bribe (2).
-
- Study Title:** Basanez Poll # 1987-DP DAT: Survey of Parliamentary Deputies, 1987
Study #: [MXBASANEZ1987-DP DAT](#) 
- Methodology:** Conducted by Miguel Basanez, 1987, and based on face to face interviews with 67 Parliamentary Deputies.
- Variables:** 16
- Topical Coverage:** Deputies personal information.
-
- Study Title:** Basanez Poll # 1987-MP DAT: Survey of Municipal Presidents, 1987
Study #: [MXBASANEZ1987-MP DAT](#) 
- Methodology:** Conducted by Miguel Basanez, 1987, and based on face to face interviews with 118 Municipal Presidents in the State of Mexico.
- Variables:** 15
- Topical Coverage:** Personal information.
-
- Study Title:** CEOP Poll # 1988-GRO88: Public Opinion in the State of Guerrero, Mexico
Study #: [MXCEOP1988-GRO88](#) 
- Methodology:** Conducted by Centro de Estudios de Opinion Publica (CEOP), June, 1988, and based on face to face interviews with 3,076 Adult residents of the State of Guerrero, Mexico.
- Variables:** 45
- Topical Coverage:** Current personal and national situation (2); attitudes towards change (1); evaluation of school/health services (2); evaluation of DIF (3); availability of consumer goods (1); evaluation of federal/ state government programs and services (2); opinion of local authorities (5); requests to the governor (2); President Miguel de la Madrid's job performance (1); opinion of police/judiciary/security (3); bribe (2); most important local/state problem (4); participation in community activities (1); party preferences (2); opinion of Pacto de Solidaridad Economica ("el Pacto") (1); familiarity with state governor (2); governor's main virtues/defects (2); most important attribute for a leader (1); vote in 1988 (1).

Roper Center Archives Update
August, 2006

- Study Title:** CEOP Poll # 1989-AGS89: Electoral Preferences in the State of Aguascalientes, Mexico
Study #: [MXCEOP1989-AGS89](#) 
- Methodology:** Survey by: Partido Revolucionario Institucional
Conducted by Centro de Estudios de Opinion Publica (CEOP), September, 1989, and based on face to face interviews with 1,053 Adult residents of the State of Aguascalientes, Mexico.
- Variables:** 32
Topical Coverage: Current personal and national economic situation (2); attitudes towards change (1); evaluation of public services (3); opinion of public figures (7); familiarity with local authorities (2); most important problem where you live (1); political interest and information (3); party preferences (4); perception of electoral fraud (1).
-
- Study Title:** CEOP Poll # 1989-BC89: Electoral Preferences in the State of Baja California, Mexico
Study #: [MXCEOP1989-BC89](#) 
- Methodology:** Conducted by Centro de Estudios de Opinion Publica (CEOP), June, 1989, and based on face to face interviews with 999 Adult residents of Baja California, Mexico.
- Variables:** 54
Topical Coverage: Current personal and national situation (2); attitudes towards change (1); media habits (1); evaluation of school/health services (2); opinion of federal/state government (4); opinion of police (1); political information and participation (3); party preferences (4); candidate preferences (1); perception of electoral fraud (1); opinion of local authorities (2); opinion of president Salinas (1); attitudes towards the resignation of governor Leyva (1); support of Salinas/ Cardenas/Clouthier (1); satisfaction with national/government/personal achievements (11); church participation in politics (3); Mexican workers in US (1); foreign investment (1); free trade agreement (1); foreign debt (1); opinion of La Quina/Legorreta's incarceration (2); abortion (1); religious habits (2).
-
- Study Title:** CEOP Poll # 1992-CSIN92: Public Opinion in the State of Sinaloa, Mexico
Study #: [MXCEOP1992-CSIN92](#) 
- Methodology:** Survey by: Organizacion Editorial Mexicana
Conducted by Centro de Estudios de Opinion Publica (CEOP), October, 1992, and based on face to face interviews with 936 adult residents of the state of Sinaloa, Mexico plus an over- sample of 175 adults in Culiacan and Ahome.
- Variables:** 43
Topical Coverage: Personal situation (2); state agriculture (2); media habits (5); evaluation of newspapers (3); economy (1); personality (1); public services (1); party preference (1); government job performance (2); most important issue (1); approval of President's job (1); political parties (5); voter registration (1); voting intentions (4); candidate (1); voting record (1); electoral (2).
-
- Study Title:** GEO Poll # 1991-PEBC9107: Electoral Preferences in the State of Baja California, Mexico (Federal election)
Study #: [MXGEO1991-PEBC9107](#) 
- Methodology:** Survey by: El Nacional and Diario 29
Conducted by Gabinete de Estudios de Opinion (GEO), July 25-28, 1991, and based on face to face interviews with 800 Adult residents of the state of Baja California, Mexico.
- Variables:** 105
Topical Coverage: Media habits and media credibility (3); political and social issues (3); political ideology (3); political interest and information (6); President Salinas' job performance (1); opinion of federal and state government (14); current state situation (3); most important state problem (2); Governor's job performance (2); state-church relations (4); abortion (1); political preferences (4); perception of electoral fraud (6).

Roper Center Archives Update
August, 2006

Study Title: GEO Poll # 1991-PEGT9107: Electoral Preferences in the State of Guanajuato, Mexico (Federal and state elections)


Study #: [MXGEO1991-PEGT9107](#) 

Methodology: Survey by: El Nacional and El Nacional Guanajuato
Conducted by Gabinete de Estudios de Opinion (GEO), July 26-31, 1991, and based on face to face interviews with 1,200 Adult residents of the state of Guanajuato, Mexico..

Variables: 107

Topical Coverage: Media habits and media credibility (3); political and social issues (3); political ideology (3); political interest and information (7); party ID (3); voting intentions (11); President Salinas' job performance (1); opinion of government (10); current state situation (3); most important state problem (1); Governor's job performance (1); perception of electoral fraud (6).

Study Title: GEO Poll # 1991-PENL9106: Electoral Preferences in the state of Nuevo Leon, Mexico (Gubernatorial election)


Study #: [MXGEO1991-PENL9106](#) 

Methodology: Survey by: El Nacional and El Nacional Nuevo
Conducted by Gabinete de Estudios de Opinion (GEO), June 27-30, 1991, and based on face to face interviews with 1,000 Adult residents of the state of Nuevo Leon, Mexico.

Variables: 91

Topical Coverage: Media habits and media credibility (2); political and social issues (3); political ideology (2); political interest and information (7); President Salinas' job performance (1); opinion about government (9); current state situation (3); most important problem in the state (1); state Governor's job performance (1); political preferences (4); perception of electoral fraud (1).

Study Title: Electoral Preferences in the State of Nuevo Leon, Mexico (Federal election)


Study #: [MXGEO1991-PENL9108](#) 

Methodology: Survey by: El Nacional and El Nacional Nuevo
Conducted by Gabinete de Estudios de Opinion (GEO), August 5-8, 1991, and based on face to face interviews with 1,000 Adult residents of the state of Nuevo Leon, Mexico.

Variables: 68

Topical Coverage: Media habits and media credibility (4); political ideology (2); political interest and information (7); President Salinas' job performance (1); current state situation (3); most important problems in the state (1); past Governor's job performance (1); current Governor's job performance (1); perception of electoral fraud (6).

Study Title: GEO Poll # 1991-PENL9110: Electoral Preferences in the State of Nuevo Leon, Mexico (Municipal elections)






Study #: [MXGEO1991-PENL9110](#) 

Methodology: Survey by: El Nacional and El Nacional Nuevo
Conducted by Gabinete de Estudios de Opinion (GEO), October 25-29, 1991, and based on face to face interviews with 3,200 Adult residents of the state of Nuevo Leon, Mexico.

Variables: 27

Topical Coverage: Media habits (1); political interest and information (5); political ideology (2); current state situation (1); Governor's job performance (1); Mayor's job performance (1); perception of electoral fraud (1).

Roper Center Archives Update
August, 2006

- Study Title:** GEO Poll # 1991-PESN9107: Electoral Preferences in the State of Sonora, Mexico (Federal election)
- Study #:** [MXGEO1991-PESN9107](#) 
- Methodology:** Survey by: El Nacional and El Nacional Sonora
Conducted by Gabinete de Estudios de Opinion (GEO), July 27-30, 1991, and based on face to face interviews with 800 Adult residents of the state of Sonora, Mexico.
- Variables:** 51
- Topical Coverage:** Media habits and media credibility (2); political ideology (2); political interest and information (6); President Salinas' job performance (1); current state situation (1); most important state problem (1); opinion of government (1); Governor's job performance (1); perception of electoral fraud (2).
-
- Study Title:** GEO Poll # 1992-PEBC9207: Pre-election Survey--Municipal Elections in Baja California
- Study #:** [MXGEO1992-PEBC9207](#) 
- Methodology:** Survey by: El Nacional and Diario 29
Conducted by Gabinete de Estudios de Opinion (GEO), July 15-18, 1992, and based on face to face interviews with 2.810 Adult residents of Baja California, Mexico.
- Variables:** 22
- Topical Coverage:** Change in country (1); importance of vote (1); party I.D. (1); knowledge of job of political officials (3); election information (4).
-
- Study Title:** GEO Poll # 1992-PECH9206: Pre-election Survey--Gubernatorial Elections in Chihuahua
- Study #:** [MXGEO1992-PECH9206](#) 
- Methodology:** Survey by: El Nacional
Conducted by Gabinete de Estudios de Opinion (GEO), June 20-23, 1992, and based on face to face interviews with 800 Adult residents of the state of Chihuahua, Mexico.
- Variables:** 53
- Topical Coverage:** Religion (2); political culture (24); political attitudes (9); political images (10); electoral campaign (5); voting intentions (7); electoral credibility (4).
-
- Study Title:** GEO Poll # 1992-PEMH9206: Pre-election Survey--Gubernatorial Elections in Michoacan
- Study #:** [MXGEO1992-PEMH9206](#) 
- Methodology:** Conducted by Gabinete de Estudios de Opinion (GEO) for El Nacional, June 20-24, 1992, and based on face to face interviews with 800 Adult residents of the state of Michoacan, Mexico.
- Variables:** 53
- Topical Coverage:** Religion (2); political culture (21); political attitudes (9); political images (10); electoral campaign (12); electoral credibility (4).
-
- Study Title:** GEO Poll # 1992-PEMP9210: Pre-election Survey--Gubernatorial Elections in Puebla
- Study #:** [MXGEO1992-PEMP9210](#) 
- Methodology:** Survey by: El Nacional
Conducted by Gabinete de Estudios de Opinion (GEO), October 24-26, 1992, and based on face to face interviews with 530 Adult residents of the municipality of Puebla, Mexico.
- Variables:** 39
- Topical Coverage:** Media habits and media credibility (2); attitudes toward change (1); political interest and participation (11); political parties (3); President Salinas' job performance (1); current and future state situation (3); most important state problem (1); Governor's job performance (1); Puebla's major job performance (1); attitude toward candidates for governor (3); party preferences (4); perception of electoral fraud (2).

Roper Center Archives Update
August, 2006

Study Title: GEO Poll # 1992-PESI9210: Pre-election Survey--Gubernatorial Elections in Sinaloa

Study #: [MXGEO1992-PESI9210](#) 

Methodology: Survey by: El Nacional
Conducted by Gabinete de Estudios de Opinion (GEO), October 24-28, 1992, and based on face to face interviews with 800 Adult residents of the state of Sinaloa, Mexico.

Variables: 39

Topical Coverage: Political culture (20); political attitudes (8); political preferences (1); voting intentions; electoral credibility; political images (3); election campaign (4); voting intentions (3); electoral credibility (3); religion (1).

Study Title: GEO Poll # 1993-OCMH9302: Postelectoral Conflict

Study #: [MXGEO1993-OCMH9302](#) 

Methodology: Survey by: El Nacional
Conducted by Gabinete de Estudios de Opinion (GEO), February 6-8, 1993, and based on face to face interviews with 600 Adult residents of the state of Michoacan, Mexico.

Variables: 28

Topical Coverage: Attitudes toward change (1); President Salinas' job performance (1); party preferences (1); current and future state situation (6); post- electoral conflict (15).

Study Title: GEO Poll # 1993-PEGR9302: Gubernatorial Elections in Guerrero

Study #: [MXGEO1993-PEGR9302](#) 

Methodology: Survey by: El Nacional
Conducted by Gabinete de Estudios de Opinion (GEO), February 13-15, 1993, and based on face to face interviews with 800 Adult residents of the state of Guerrero, Mexico.

Variables: 37

Topical Coverage: Media habits (1); political interest and participation (7); attitudes toward change (1); political parties (3); President Salinas' job performance (1); current and future state situation (3); most important state problem (1); Governor's job performance (1); attitudes toward candidates for governor (3); party preferences (3); perception of electoral fraud (3).

Study Title: OTAP Poll # 1993-TLC10893: North American Free Trade Agreement Survey--August, 1993


Study #: [MXOTAP1993-TLC10893](#) 

Methodology: Conducted by Office of the Technical Advisor to the President of Mexico, August 14-16, 1993, and based on face to face interviews with 3,502 Adult residents of the metropolitan areas of Mexico City, Guadalajara, Merida, Monterrey, Tijuana, and Tuxtla Gutierrez.

Variables: 36

Topical Coverage: Level of awareness of recent events related to NAFTA (3); support for NAFTA (2); awareness of presidential address on NAFTA (10); evaluation of the presidential address (1); gains for Mexico with NAFTA (2); perception of danger with NAFTA (4); personal gains with NAFTA (3); expectation about the future with NAFTA (1); presidential job performance (2); impressions of the president (1); presidential candidates preference (1).

Roper Center Archives Update
August, 2006

Study Title: Time/CNN/Yankelovich Poll # 1995-95004: Mexico
Study #: [MXYANK1995-95004](#) 
Methodology: Survey by: Time Magazine and Cable News Network
Conducted by Yankelovich Partners, Inc., February 8-14, 1995, and based on face to face interviews with 1,000 Adult residents of Mexico.
Variables: 50
Topical Coverage: Economy (2); favorability ratings of political leaders and parties; devaluation of the peso (6); blame for devaluation (6); aid from the United States (3); NAFTA (2); President Zedillo (2); the PRI (2); United States (5); immigration (2); living in the U.S. (3).

64 studies are currently included in this update.