

Roper Center Archives Update  
December, 2005



**Roper Center Archives Update  
December, 2005**

**Highlights:**

- 5 new CBS News/New York Times Polls conducted from January-September, 2005.
- 5 new Cable News Network/USA Today Polls conducted by the Gallup Organization from March-June, 2005.
- *MTV/Gates Foundation Poll: High School and Beyond--Views on Education Among 14-24 Year Olds* conducted by CBS News March 31-April 9, 2005.
- *Rolling Up Their Sleeves--Superintendents and Principals Talk About What's Needed to Fix Public Schools* conducted by the Public Agenda Foundation July 21-September 2, 2003.
- 2 new ABC News/Washington Post Polls conducted March-April, 2005.
- 12 new Time Magazine studies conducted by Schulman, Ronca, & Bucuvalas, Inc. from July, 2004-January, 2005.

## New Studies

### United States -- National adult samples

**Study Title:** ABC News Poll # 2005-978: Terri Schiavo

**Study #:** [USABC2005-978](#) 

**Methodology:** Conducted by ABC News, March 20, 2005, and based on telephone interviews with a National adult sample of 501.

**Variables:** 42

**Topical Coverage:** Terri Schiavo case (5); would/would not want to be kept alive in Terri Schiavo's condition (2); ever had friends/relatives who passed away after life support was discontinued (1).

**Study Title:** ABC News Poll # 2005-979: Pain Poll

**Study #:** [USABC2005-979](#) 

**Methodology:** Survey by: USA Today/Stanford University Medical Center  
Conducted by ABC News, April 13-19, 2005, and based on telephone interviews with a National adult sample of 1,204.

**Variables:** 53

**Topical Coverage:** Satisfaction with life (1); overall health (1); experience pain (1); severity of pain (1); length of pain (1); cause of pain (1); medical treatment used for pain (3); control over pain with treatment (1); pain relief (13); pain medications (4); interference of pain with activities (6); drugs taken off the market/recalled (4); usage of Celebrex (4); medications containing naproxen (5); health insurance coverage (1).

**Study Title:** Gallup/CNN/USA Today Poll # 2005-14: Social Security/Same-Sex Marriage/Terri Schiavo

**Study #:** [USAIPOCNUS2005-14](#) 

**Methodology:** Survey by: Cable News Network and USA Today  
Conducted by Gallup Organization, March 18-20, 2005, and based on telephone interviews with a National adult sample of 909.

**Variables:** 127

**Topical Coverage:** George W. Bush job performance (1); Secretary of State Condoleezza Rice job performance (1); Social Security (4); same-sex marriage (3); Iraq (3); financial investments (4); prefer to start own business/work for someone else (1); health care (1); prescription drugs for older Americans (1); Terri Schiavo (4); professional baseball (1).

**Study Title:** Gallup/CNN/USA Today Poll # 2005-17: Terri Schiavo and Minnesota School Shootings Reaction


**Study #:** [USAIPOCNUS2005-17](#) 

**Methodology:** Survey by: Cable News Network and USA Today  
Conducted by Gallup Organization, March 22, 2005, and based on telephone interviews with a National adult sample of 620.




**Variables:** 96

**Topical Coverage:** Terri Schiavo case (10); shootings at Red Lake High School in northern Minnesota (2).


Roper Center Archives Update  
December, 2005


- Study Title:** Gallup/CNN/USA Today Poll # 2005-23: Judicial Nominations/Movies  
**Study #:** [USAIPOCNUS2005-23](#) 
- Methodology:** Survey by: Cable News Network and USA Today  
Conducted by Gallup Organization, May 20-22, 2005, and based on telephone interviews with a National adult sample of 1,006.
- Variables:** 58
- Topical Coverage:** George W. Bush job performance (8); opinion of people in the news (7); political parties (1); level of conflict in Congress (1); military jobs for women (3); stem cell research (3); federal court judges (2); price of gasoline (3); filibuster on judicial nominations (5); pre-recorded voice systems (4); attending movies at theaters (9); reading books (4); Hillary Rodham Clinton (3); Star Wars movies (3); American Idol television series (3).
- 
- Study Title:** Gallup/CNN/USA Today Poll # 2005-27: Michael Jackson Verdict Reaction  
**Study #:** [USAIPOCNUS2005-27](#) 
- Methodology:** Survey by: Cable News Network and USA Today  
Conducted by Gallup Organization, June 13, 2005, and based on telephone interviews with a National adult sample of 635.
- Variables:** 91
- Topical Coverage:** Agree/disagree with Michael Jackson verdict (1); reaction to Michael Jackson verdict (4); Michael Jackson's celebrity status as a factor in jury's verdict (1); respondent is/is not or was/was not a fan of Michael Jackson (1); personally watched or listened to Michael Jackson verdict announcement/heard about it later (1).
- 
- Study Title:** Gallup/CNN/USA Today Poll # 2005-29: NASA/Iraq/Upcoming Trial of Saddam Hussein/Supreme Court  
**Study #:** [USAIPOCNUS2005-29](#) 
- Methodology:** Survey by: Cable News Network and USA Today  
Conducted by Gallup Organization, June 24-26, 2005, and based on telephone interviews with a National adult sample of 1,009.
- Variables:** 149
- Topical Coverage:** George W. Bush job performance (7); Supreme Court (5); opinion of people in the news (5); favor/oppose constitutional amendment that would make it illegal to burn the American Flag (1); NASA job performance (1); think U.S. should/should not continue manned space shuttle program (1); would favor/oppose U.S. setting aside money to attempt to land an astronaut on Mars (1); space shuttle Columbia (1); women in combat (1); liberal/conservative judges more likely to let their personal beliefs inappropriately influence their legal decisions (1); war against terrorism (1); Social Security (5); abortion (2); Iraq (9); upcoming trial of Saddam Hussein (2); Patriot Act (2); Watergate (3); Ten Commandments monuments on grounds of state government buildings (1); foreign trade (1); how patriotic is respondent (1); certain sports should/should not be eliminated from Summer Olympic Games (6).


Roper Center Archives Update  
December, 2005

- Study Title:** CBS News Poll # 2005-04A: Oklahoma City Bombing Anniversary/Pope and the Catholic Church/Cost of Gasoline
- Study #:** [USCBS2005-04A](#) 
- Methodology:** Conducted by CBS News, April 13-16, 2005, and based on telephone interviews with a National adult sample of 1,149.
- Variables:** 164
- Topical Coverage:** George W. Bush job performance (5); direction of the country (1); most important problems (8); Congressional job performance (2); abortion (1); Oklahoma City Bombing (2); The Patriot Act (2); Congress (36); death penalty (1); threat of terrorism (2); leaders/politicians job performance (3); Social Security (2); Pope John Paul II (7); Catholic Church (2); agree/disagree with Pope (2); women as ordained priests (1); artificial birth control (1); new Pope (2); issues for new Pope to address (5); morality of priests (1); War in Iraq (2); police use of tasers/taser guns (2); cost of gasoline (3); Church handling of sexual abuse cases (1); penalty for those who commit murder (1); attendance of religious services (1); own a firearm (1).
- 
- Study Title:** CBS News/New York Times Poll # 2005-01B: Taxes/Social Security/Iraq
- Study #:** [USCBSNYT2005-01B](#) 
- Methodology:** Conducted by CBS News and The New York Times, January 14-18, 2005, and based on telephone interviews with a National adult sample of 1,118.
- Variables:** 158
- Topical Coverage:** Direction of the country (3); most important problem (7); George W. Bush job performance (7); Congressional job performance (1); economy (2); Dick Cheney job performance (1); political parties (2); future activities/future plans of G. W. Bush (15); abortion (1); Social Security (3); taxes (5); investing in Social Security (3); retirement (3); respondent would/would not invest Social Security money (3); Supreme Court Justices too conservative/not conservative enough on issues (2); war in Iraq (17); terrorism (1); tsunami in Asia (2); investments in the stock market (1); household income (3); influence of technology on life (1).
- 
- Study Title:** CBS News/New York Times Poll # 2005-06A: Social Security/Retirement/Investments
- Study #:** [USCBSNYT2005-06A](#) 
- Methodology:** Conducted by CBS News and The New York Times, June 10-15, 2005, and based on telephone interviews with a National adult sample of 1,111.
- Variables:** 138
- Topical Coverage:** George W. Bush job performance (6); direction of country (1); most important problem facing country today (2); Congressional job performance (1); economy (2); respondent's priorities for U.S. (2); Social Security (35); most important domestic issues (1); should/should not be government's responsibility to provide decent standard of living for the elderly (2); stock market (4); Iraq (2); retirement (19); ever consulted with a financial advisor (1); do/do not have to depend on children or other family members for financial assistance (1); mortgage (2); difficulty in saving money these days (1); difficulty in paying bills (1); concern about job loss in next 12 months (1); annual percent savings (1); medical costs (1); 2004 presidential election (1).

Roper Center Archives Update  
December, 2005

**Study Title:** SRBI/Time Magazine Poll # 2004-3258: Election 2004  
**Study #:** [USSRBI2004-3258](#)   
**Methodology:** Survey by: Time Magazine  
Conducted by Schulman, Ronca, & Bucuvalas, Inc., July 20-22, 2004, and based on telephone interviews with a National adult sample of 1,260.  
**Variables:** 105  
**Topical Coverage:** Thought given to upcoming presidential election (1); John Kerry and John Edwards vs. George W. Bush and Dick Cheney (2); George W. Bush vs. John Kerry vs. Ralph Nader (2); chance that respondent might change mind about vote (1); opinion of candidates (5); most important issue in deciding vote for president (1); trust Bush/Kerry to handle certain issues (7); knowledge of candidates (2); opinion of Laura Bush (1); opinion of Teresa Heinz Kerry (1); Teresa Heinz Kerry/Laura Bush best fits role of first lady (1); tax cuts (1); George W. Bush job performance (5); Dick Cheney job performance (1); think President Bush should keep Dick Cheney as running mate/choose someone else (1); direction of country (1); do/do not think President Bush deserves re- election (1); Iraq (2); terrorism (6); plans to vote in presidential election this November (1); 2000 presidential election (3).

**Study Title:** SRBI/Time Magazine Poll # 2004-3268: Election 2004  
**Study #:** [USSRBI2004-3268](#)   
**Methodology:** Survey by: Time Magazine  
Conducted by Schulman, Ronca, & Bucuvalas, Inc., August 3-5, 2004, and based on telephone interviews with a National adult sample of 1,202.  
**Variables:** 113  
**Topical Coverage:** Thought given to presidential election race (1); John Kerry and John Edwards vs. George W. Bush and Dick Cheney (2); George W. Bush vs. John Kerry vs. Ralph Nader (2); chance that respondent might change mind about vote (1); opinion of candidates (5); most important issue in deciding vote for president (1); trust Bush/Kerry to handle certain issues (11); George W. Bush job performance (5); direction of country (1); do/do not think President Bush deserves re-election (1); 9/11 Commission (1); Iraq (2); terrorism (7); terror alert system (2); plans to vote in presidential election this November (1); 2000 presidential election (2).

**Study Title:** SRBI/Time Magazine Poll # 2004-3281: Pre-Republican Convention  
**Study #:** [USSRBI2004-3281](#)   
**Methodology:** Survey by: Time Magazine  
Conducted by Schulman, Ronca, & Bucuvalas, Inc., August 24-26, 2004, and based on telephone interviews with a National adult sample of 1,207.  
**Variables:** 141  
**Topical Coverage:** Thought given to presidential election race (1); John Kerry and John Edwards vs. George W. Bush and Dick Cheney (2); George W. Bush vs. John Kerry vs. Ralph Nader (2); chance that respondent might change mind about vote (1); trust Bush/Kerry more to handle certain issues (10); opinion of candidates (2); presidential candidates' wives (3); George W. Bush job performance (19); do/do not think President Bush deserves re-election (1); description of George W. Bush (7); Dick Cheney job performance (1); think President Bush should keep Dick Cheney as running mate/choose someone else (1); President Bush's Cabinet and top advisors (9); Iraq (1); George Bush's tax policies (1); ads that have attacked John Kerry's military service record in Vietnam (3); New York City (1); plans to vote in presidential election this November (1); 2000 presidential election (2); military service (1).

Roper Center Archives Update  
December, 2005

**Study Title:** SRBI/Time Magazine Poll # 2004-3290: Election 2004/Economy

**Study #:** [USSRBI2004-3290](#) 

**Methodology:** Survey by: Time Magazine  
Conducted by Schulman, Ronca, & Bucuvalas, Inc., August 31-September 2, 2004, and based on telephone interviews with a National adult sample of 1,316.

**Variables:** 158

**Topical Coverage:** Attention given to upcoming 2004 presidential election (1); 2004 presidential election (3); opinion of George W. Bush and John Kerry (2); Bush job performance (4); direction of country (1); war with Iraq (2); war on terrorism (1); economy (1); personal finances (6); employment (3); presidential candidate better able to handle economy (1); political party better able to handle economy (1); Bush on federal income tax cuts (4); balanced budget vs. tax cuts (1); Social Security taxes (3).

**Study Title:** SRBI/Time Magazine Poll # 2004-3296: Election 2004

**Study #:** [USSRBI2004-3296](#) 

**Methodology:** Survey by: Time Magazine  
Conducted by Schulman, Ronca, & Bucuvalas, Inc., September 7-9, 2004, and based on telephone interviews with a National adult sample of 1,219.

**Variables:** 116

**Topical Coverage:** Thought given to presidential election race (1); John Kerry and John Edwards vs. George W. Bush and Dick Cheney (2); George W. Bush vs. John Kerry vs. Ralph Nader (2); chance of changing mind about vote (1); opinion of candidates (5); most important issue in deciding vote (1); trust Bush/Kerry to handle certain issues (10); George W. Bush job performance (8); direction of country (1); do/do not think President Bush deserves re-election (1); description of George W. Bush (7); Iraq (2); do/do not want a president who is strong on terrorism (1); plans to vote in presidential election this November (1); 2000 presidential election (2).

**Study Title:** SRBI/Time Magazine Poll # 2004-3310: Election 2004


**Study #:** [USSRBI2004-3310](#) 


**Methodology:** Survey by: Time Magazine  
Conducted by Schulman, Ronca, & Bucuvalas, Inc., September 21-23, 2004, and based on telephone interviews with a National adult sample of 1,178.


**Variables:** 128

**Topical Coverage:** Thought given to presidential election race (1); John Kerry and John Edwards vs. George W. Bush and Dick Cheney (2); George W. Bush vs. John Kerry vs. Ralph Nader (2); chance of changing mind about vote (2); presidential debates (7); most important issue in deciding vote for president (1); trust Bush/Kerry more to handle certain issues (9); opinion of candidates (2); George W. Bush job performance (8); direction of country (1); do/do not think President Bush deserves re-election (1); description of candidates (12); Iraq (4); controversial CBS report about George W. Bush's military service record (3); plans to vote in presidential election this November (1); 2000 presidential election (2); U.S. military service (1).

Roper Center Archives Update  
December, 2005

**Study Title:** SRBI/Time Magazine Poll # 2004-3326: Election 2004  
**Study #:** [USSRBI2004-3326](#)   
**Methodology:** Survey by: Time Magazine  
Conducted by Schulman, Ronca, & Bucuvalas, Inc., October 6-7, 2004, and based on telephone interviews with a National adult sample of 1,211.  
**Variables:** 131  
**Topical Coverage:** Thought given to presidential election race (1); plans to vote in presidential election (1); John Kerry and John Edwards vs. George W. Bush and Dick Cheney (2); George W. Bush vs. John Kerry vs. Ralph Nader (2); changing mind about vote (2); vice presidential debate (8); presidential debate (9); most important issue in deciding vote for president (1); trust Bush/Kerry more to handle certain issues (9); opinion of candidates (4); George W. Bush job performance (1); Dick Cheney job performance (1); do/do not think President Bush deserves re- election (1); description of candidates (12); U.S. spending (2); would support/oppose tax increase if money was used just for homeland security (1); number of troops in U.S. military (1); military draft (3); Iraq (4).

**Study Title:** SRBI/Time Magazine Poll # 2004-3333: Election 2004  
**Study #:** [USSRBI2004-3333](#)   
**Methodology:** Survey by: Time Magazine  
Conducted by Schulman, Ronca, & Bucuvalas, Inc., October 14-15, 2004, and based on telephone interviews with a National adult sample of 1,131.  
**Variables:** 112  
**Topical Coverage:** Attention given to upcoming 2004 presidential election (1); 2004 presidential election (2); opinion of George W. Bush and John Kerry (1); George W. Bush job performance (1); candidate trusted more on several issues (1); gun control laws (1); banning assault weapons (1); stem cell research (2); abortion (1); allowing gay marriage and giving full legal rights (1); Constitutional banning of same-sex marriages (1); issues affecting choice of presidential candidate (1).

**Study Title:** SRBI/Time Magazine Poll # 2004-3337: Election 2004  
**Study #:** [USSRBI2004-3337](#)   
**Methodology:** Survey by: Time Magazine  
Conducted by Schulman, Ronca, & Bucuvalas, Inc., October 19-21, 2004, and based on telephone interviews with a National adult sample of 1,200.  
**Variables:** 118  
**Topical Coverage:** Attention given to upcoming 2004 presidential election (1); 2004 presidential election (2); opinion of George W. Bush and John Kerry (2); opinion of presidents and vice presidents (1); George W. Bush job performance (2); worried about inaccurate count, manipulation, and fraud in election (3); trust in courts deciding election winner (1); amending constitution on Electoral College (1); progress country has made in improving accuracy of vote (1); country more united/divided in past four years (1); political campaigns (1).

Roper Center Archives Update  
December, 2005

**Study Title:** SRBI/Time Magazine Poll # 2004-3357: Happiness

**Study #:** [USSRBI2004-3357](#) 

**Methodology:** Survey by: Time Magazine  
Conducted by Schulman, Ronca, & Bucuvalas, Inc., December 13-14, 2004, and based on telephone interviews with a National adult sample of 1,009.

**Variables:** 158

**Topical Coverage:** Satisfaction with life (1); optimism and happy attitude (3); event brought greatest happiness (2); times felt unhappy in the past few months (1); activities performed to become happy (1); childhood experiences as source of happiness (1); happiness within social groups (2); level of spirituality (1); effect on outcome of presidential race (1); 2004 presidential election (2); George W. Bush job performance (1); Bush as a conservative (1); direction of country (1); most important problem facing Bush (1); Karl Rove (1); Bush and Kennedy families (2); George W. Bush vs. George H. W. Bush (2); cooperation between Congress and Democrats (2); limits to lawsuits for personal injuries (1).

**Study Title:** SRBI/Time Magazine Poll # 2005-3422: Social Security




**Study #:** [USSRBI2005-3422](#) 

**Methodology:** Survey by: Time Magazine  
Conducted by Schulman, Ronca, & Bucuvalas, Inc., January 12-13, 2005, and based on telephone interviews with a National adult sample of 1,002.

**Variables:** 89

**Topical Coverage:** Most important issues for President George W. Bush to handle (1); George W. Bush job performance (2); direction of country (1); Social Security (3); confidence in Social Security system (2); employment (1); Bush on Social Security (2); efforts into saving for retirement (1); provision of retirement or pension plan by employer (1).

## United States -- Other samples

- Study Title:** CBS News/MTV/Gates Foundation Poll # 2005-03B: High School and Beyond--Views on Education Among 14-24 Year Olds
- Study #:** [USCBS2005-03B](#) 
- Methodology:** Survey by: MTV and The Gates Foundation  
Conducted by CBS News, March 31-April 9, 2005, and based on telephone interviews with 1,586 Youth--ages 14 to 24 years.
- Variables:** 63
- Topical Coverage:** Respondent's opportunities to succeed in life vs. parents' (1); most important issue facing young people today (1); current schooling (4); schooling completed (1); cost of college (2); quality of respondent's school (3); post- high school plans (1); education goals (1); probable future of education (1); friends' college plans (1); college preparation (1); job market preparation (1); hard work in school (3); how much have learned in school (1); school does/does not offer Advanced Placement courses (1); extracurricular activities (1); competition for college (1); getting good grades (2); friends' reaction to respondent studying (1); information about educational opportunities (3); advice on academic planning (3); grade average (1); think parents are in/out of touch with what school is like for people respondent's age today (1); stress about college (3); parental pressure to study (1); parental pressure to apply to college (1); feel safe/unsafe at school (1); necessary education to get ahead in life (2); primary college goal (1); main reason will not go to college (1); important things for college admission (6); others' views of respondent going or not going to college (2); improving education (1); MTV's involvement in efforts on issues concerning young people (4); main reason did not continue with high school (2); importance of religion in daily life (1).
- 
- Study Title:** CBS News/New York Times Poll # 2005-09B: Economy/George W. Bush/Hurricane Katrina and its Aftermath/FEMA
- Study #:** [USCBSNYT2005-09B](#) 
- Methodology:** Conducted by CBS News and The New York Times, September 9-13, 2005, and based on telephone interviews with 1,167 National adults including an oversample of African Americans.
- Variables:** 141
- Topical Coverage:** George W. Bush job performance (8); direction of country (1); most important problem facing country today (2); priorities of the country (2); George W. Bush leadership qualities (1); Congressional job performance (2); better to have president and Congress in same/ different parties (1); economy (2); trust in government (1); confidence in George W. Bush (2); how much think George W. Bush cares about needs and wants of certain groups of people (4); Hurricane Katrina (20); rebuilding Social Security vs. rebuilding New Orleans (1); cutting taxes vs. rebuilding New Orleans (1); price of gasoline (5); concern about paying home heating bills this winter (1); John Roberts (7); Supreme Court nominations (2); Iraq (19); data collection of personal information (3); right to privacy (1); identity theft (1); military service (3); 2004 presidential election (1); do/do not think of self as evangelical or born again Christian (1).
- 
- Study Title:** New York Times Poll # 2005-02A: Michael Bloomberg/Mayoral Election in New York City/Public Transportation/Education
- Study #:** [USNYT2005-02A](#) 
- Methodology:** Conducted by New York Times, February 4-12, 2005, and based on telephone interviews with 1,822 Adult Residents of New York State.
- Variables:** 142

Roper Center Archives Update  
December, 2005

**Study Title:** Public Agenda Poll # 2003-EDUC: Rolling Up Their Sleeves--Superintendents and Principals Talk About What's Needed to Fix Public Schools

**Study #:** [USPAF2003-EDUC](#) 

**Methodology:** Conducted by Public Agenda, July 21-September 2, 2003, and based on mail interviews with 1,931 Superintendents and Principals of public schools grades K-12.

**Variables:** 282

**Topical Coverage:** Most pressing issue facing district these days (1); role of school administrators (1); reason why talented superintendents leave the field (1); impact of higher standards and accountability on superintendents (1); typical experience when trying to get things done (1); budget (1); impact of litigation on district (4); challenges faced by school administrators (12); potential problems have gotten worse/gotten better /stayed the same in district in recent years (5); No Child Left Behind Act (14); evaluation of principals (6); evaluation of superintendents (6); moving a successful principal to a low-performing school (3); certain things are/are not currently happening in respondent's district (6); standardized tests (7); view on using 2 or 3-year employment contracts for administrators (1); most effective way to improve teaching corps in district (1); new teachers (6); professional development (1); improving quality of teaching (2); tenure (6); teachers' union (2); school board (5); what was most valuable in preparing respondent for current position (1); grad program respondent went through to become a certified administrator (1); job security (1); number of students enrolled in district (1); number of students attending respondent's school (1); percentage of students in district participate in free or reduced lunch program (1); location of school district (1); years experience as superintendent (1); principal of which type of school (1).

**Study Title:** Washington Post Poll # 2005-DCT: DC Traffic Poll

**Study #:** [USWASH2005-DCT](#) 


**Methodology:** Conducted by Washington Post, January 27-31, 2005, and based on telephone interviews with 1,003 Adult residents in the Washington, DC metro area.


**Variables:** 89


**Topical Coverage:** Traffic (3); work outside of home (1); transportation to work (2); location of work (3); daily commute to work (5); ways to improve commute (5); rating of public transportation systems (5); metro-rail subway system (8); reasons for not using the subway (10); funding of public transportation systems (3); HOV lanes (2); extending public transportation (2); efficiency of easing congestion (9); traffic laws (2); frequency of car usage (2); feelings while driving (5); other drivers' habits (6); personal driving habits (6); occupying self while driving (5); type of car driven (1); living in/outside of Beltway (1); amount of time lived in Washington DC metro-area (1).


## Revised Studies

### United States -- National adult samples


**Study Title:** Gallup Poll # 1991-1310100: Presidential Popularity  
**Study #:** [USAIPOGO1991-1310100](#)   
**Methodology:** Conducted by Gallup Organization, January 26-February 7, 1991, and based on not available interviews with a National adult sample of 1,020.  
**Variables:** 31  
**Topical Coverage:** George Bush job performance (1); respondent was/was not at home at certain days and times (3); respondent is/is not chief wage earner (1); respondent/someone else is most responsible for making decision about handling family's savings and investments (1).


**Study Title:** Gallup Omnibus Survey # 1991-G1310200: Presidential Popularity  
**Study #:** [USAIPOGO1991-G1310200](#)   
**Methodology:** Conducted by Gallup Organization, February 16-March 7, 1991, and based on personal interviews with a National adult sample of 1,029.  
**Variables:** 31  
**Topical Coverage:** George Bush job performance (1); respondent was/was not home at certain days and times (3); respondent is/is not chief wage earner (1); family member responsible for making decision about handling savings and investments (1).


**Study Title:** Gallup Omnibus Survey # 1991-G2310600: Presidential Popularity  
**Study #:** [USAIPOGO1991-G2310600](#)   
**Methodology:** Conducted by Gallup Organization, June 6-20, 1991, and based on personal interviews with a National adult sample of 1,008.  
**Variables:** 29  
**Topical Coverage:** George Bush job performance (1); respondent was/was not home at certain days and times (3); respondent is/is not chief wage earner (1); family member responsible for making decision about handling savings and investments (1).


**Study Title:** Gallup Omnibus Survey # 1991-G2310700: Presidential Popularity  
**Study #:** [USAIPOGO1991-G2310700](#)   
**Methodology:** Conducted by Gallup Organization, July 7-25, 1991, and based on personal interviews with a National adult sample of 1,069.  
**Variables:** 29  
**Topical Coverage:** George Bush job performance (1); respondent was/was not home at certain days and times (3); respondent is/is not chief wage earner (1); family member responsible for making decision about handling savings and investments (1).


Roper Center Archives Update  
December, 2005

**Study Title:** Gallup Omnibus Survey # 1993-3280202: Presidential Popularity  
**Study #:** [USAIPOGO1993-3280202](#)   
**Methodology:** Conducted by Gallup Organization, February 18-March 4, 1993, and based on personal interviews with a National adult sample of 1,015.  
**Variables:** 42  
**Topical Coverage:** Bill Clinton job performance (1); respondent was/was not home at certain days and times (3); respondent is/is not chief wage earner (1).


**Study Title:** Gallup Omnibus Survey # 1993-320301: Presidential Popularity  
**Study #:** [USAIPOGO1993-3280301](#)   
**Methodology:** Conducted by Gallup Organization, March 19-April 6, 1993, and based on personal interviews with a National adult sample of 1,003.  
**Variables:** 42  
**Topical Coverage:** Bill Clinton job performance (1); respondent was/was not home at certain days and times (3); respondent is/is not chief wage earner (1).


**Study Title:** Gallup Omnibus Survey # 1993-4280601: Presidential Popularity  
**Study #:** [USAIPOGO1993-4280601](#)   
**Methodology:** Conducted by Gallup Organization, June 25-July 5, 1993, and based on personal interviews with a National adult sample of 1,029.  
**Variables:** 42  
**Topical Coverage:** Bill Clinton job performance (1); respondent was/was not home at certain days and times (3); respondent is/is not chief wage earner (1).


**Study Title:** Gallup Omnibus Survey # 1993-4280702: Presidential Popularity  
**Study #:** [USAIPOGO1993-4280702](#)   
**Methodology:** Conducted by Gallup Organization, July 23-August 4, 1993, and based on personal interviews with a National adult sample of 1,037.  
**Variables:** 42  
**Topical Coverage:** Bill Clinton job performance (1); respondent was/was not home at certain days and times (3); respondent is/is not chief wage earner (1).


**Study Title:** Gallup Omnibus Survey # 1993-4280801: Presidential Popularity  
**Study #:** [USAIPOGO1993-4280801](#)   
**Methodology:** Conducted by Gallup Organization, August 13-27, 1993, and based on personal interviews with a National adult sample of 1,011.  
**Variables:** 42  
**Topical Coverage:** Bill Clinton job performance (1); respondent was/was not home at certain days and times (3); respondent is/is not chief wage earner (1).


Roper Center Archives Update  
December, 2005

**Study Title:** Gallup Omnibus Survey # 1993-4280802: Presidential Popularity  
**Study #:** [USAIPOGO1993-4280802](#)   
**Methodology:** Conducted by Gallup Organization, August 26, 1993- September 10, 1993, and based on personal interviews with a National adult sample of 1,028.  
**Variables:** 42  
**Topical Coverage:** Bill Clinton job performance (1); respondent was/was not home at certain days and times (3); respondent is/is not chief wage earner (1).


**Study Title:** Gallup Omnibus Survey # 1993-4280901: Presidential Popularity  
**Study #:** [USAIPOGO1993-4280901](#)   
**Methodology:** Conducted by Gallup Organization, September 16-30, 1993, and based on personal interviews with a National adult sample of 990.  
**Variables:** 42  
**Topical Coverage:** Bill Clinton job performance (1); respondent was/was not home at certain days and times (3); respondent is/is not chief wage earner (1).


**Study Title:** Gallup Omnibus Survey # 1993-4280902: Presidential Popularity  
**Study #:** [USAIPOGO1993-4280902](#)   
**Methodology:** Conducted by Gallup Organization, October 1-20, 1993, and based on personal interviews with a National adult sample of 1,002.  
**Variables:** 42  
**Topical Coverage:** Bill Clinton job performance (1); respondent was/was not home at certain days and times (3); respondent is/is not chief wage earner (1).


**Study Title:** Gallup Omnibus Survey # 1993-4281001: Presidential Popularity  
**Study #:** [USAIPOGO1993-4281001](#)   
**Methodology:** Conducted by Gallup Organization, October 22-November 7, 1993, and based on personal interviews with a National adult sample of 940.  
**Variables:** 21  
**Topical Coverage:** Bill Clinton job performance (1); television viewing habits (3); respondent is/is not chief wage earner.


**Study Title:** Gallup Poll # 1994-4280402: Presidential Popularity  
**Study #:** [USAIPOGO1994-4280402](#)   
**Methodology:** Conducted by Gallup Organization, April 8-21, 1994, and based on personal interviews with a National adult sample of 1,044.  
**Variables:** 48  
**Topical Coverage:** Bill Clinton job performance (1); respondent was/was not home at certain days and times (3); respondent is/is not chief wage earner (1).


Roper Center Archives Update  
December, 2005

**Study Title:** Gallup Poll # 1994-420501: Presidential Popularity  
**Study #:** [USAIPOGO1994-4280501](#)   
**Methodology:** Conducted by Gallup Organization, May 13-June 2, 1994, and based on personal interviews with a National adult sample of 963.  
**Variables:** 35  
**Topical Coverage:** Bill Clinton job performance (1); respondent was/was not home at certain days and times (3); respondent is/is not chief wage earner (1).


**Study Title:** Gallup Poll # 1994-5280602: Presidential Popularity  
**Study #:** [USAIPOGO1994-5280602](#)   
**Methodology:** Conducted by Gallup Organization, June 17-July 6, 1994, and based on personal interviews with a National adult sample of 1,003.  
**Variables:** 42  
**Topical Coverage:** Bill Clinton job performance (1); respondent was/was not home at certain days and times (3); respondent is/is not chief wage earner (1).


**Study Title:** Gallup Poll # 1994-5280701: Presidential Popularity  
**Study #:** [USAIPOGO1994-5280701](#)   
**Methodology:** Conducted by Gallup Organization, July 22-August 14, 1994, and based on personal interviews with a National adult sample of 987.  
**Variables:** 48  
**Topical Coverage:** Bill Clinton job performance (1); respondent was/was not home at certain days and times (3); respondent is/is not chief wage earner (1).


**Study Title:** Gallup Poll # 1994-5280801: Presidential Popularity  
**Study #:** [USAIPOGO1994-5280801](#)   
**Methodology:** Conducted by Gallup Organization, August 26- September 18, 1994, and based on personal interviews with a National Adult sample of 1,008.  
**Variables:** 49  
**Topical Coverage:** Bill Clinton job performance (1); respondent was/was not home at certain days and times (3); respondent is/is not chief wage earner (1).


**Study Title:** Gallup Poll # 1994-5280802: Presidential Popularity  
**Study #:** [USAIPOGO1994-5280802](#)   
**Methodology:** Conducted by Gallup Organization, August 18-September 7, 1994, and based on personal interviews with a National Adult sample of 1,000.  
**Variables:** 42  
**Topical Coverage:** Bill Clinton job performance (1); respondent was/was not home at certain days and times (3); respondent is/is not chief wage earner (1).

Roper Center Archives Update  
December, 2005

**Study Title:** Gallup Poll # 1994-580901: Presidential Popularity  
**Study #:** [USAIPOGO1994-5280901](#)   
**Methodology:** Conducted by Gallup Organization, September 23-October 31, 1994, and based on personal interviews with a National adult sample of 1,005.  
**Variables:** 28  
**Topical Coverage:** Bill Clinton job performance (1); respondent was/was not home at certain days and times (3); respondent is/is not chief wage earner (1).

**Study Title:** Gallup Poll # 1994-5281002: Presidential Popularity  
**Study #:** [USAIPOGO1994-5281002](#)   
**Methodology:** Conducted by Gallup Organization, October 28-November 21, 1994, and based on personal interviews with a National adult sample of 1,034.  
**Variables:** 36  
**Topical Coverage:** Bill Clinton job performance (1); respondent was/was not home at certain days and times (3); respondent is/is not chief wage earner (1).

**Study Title:** Gallup/Newsweek Poll # 1976-946K: Political Attitudes Survey (Newsweek Version)  
**Study #:** [USAIPOSIPA1976-946K](#)   
**Methodology:** Survey by: Newsweek  
Conducted by Gallup Organization, February 27-March 1, 1976, and based on telephone interviews with a National Adult sample of 1,525.  
**Variables:** 63  
**Topical Coverage:** Family in politics (1); interest in politics (2); scandals in government (1); influence on government and laws (8); opinions on presidency (4); vote of no-confidence (1); trusting government (1); trusting certain people (10); dishonesty and bribery in business (1); politicians addressing certain issues (22); certain people providing leadership (12).

**Study Title:** Harris/Time/CNN Poll # 2002-01: Terrorism/Enron  
**Study #:** [USHARRISINT2002-01](#)   
**Methodology:** Survey by: Time Magazine and Cable News Network  
Conducted by Harris Interactive, January 23-24, 2002, and based on telephone interviews with a National adult sample of 1,017.  
**Variables:** 80  
**Topical Coverage:** Democrats vs. Republicans (3); George W. Bush Job Performance (3); George W. Bush (4); grading Bush on the issues (12); economy (1); congressional election issues (2); important legislative issues (6); future acts of terrorism (1); U.S. military action in Afghanistan (5); national unity since 9/11 (1); U.S. intelligence agencies (1); John Walker Lindhi (2); treatment of Taliban (2); George W. Bush State of the Union speech (1); federal budget deficit (2); Enron Energy Corporation (11); compensation to 9/11 victims' families (8).

Roper Center Archives Update  
December, 2005

**Study Title:** NORC Survey # 1944-0223: Retribution Against Germany and Japan, Union of Nations

**Study #:** [USNORC1944-0223](#) 

**Methodology:** Conducted by National Opinion Research Center [NORC], February 1944, and based on face to face interviews with a National Adult sample of 2,532.

**Variables:** 38

**Topical Coverage:** Union of nations (4); length of war with Axis powers (2); involvement in another war (2); opinions on those living in Axis power countries (5); Germany's voting for government (2); Germany's peacetime industries (5); unconditional surrender (2); Germany paying war costs (5); Germany rebuilding other countries (2); dividing Germany (1); Germany's response to World War I (3); Germany free of Nazis (2); Japan paying war costs (1); Russia's aid in fighting Japan (2).

**Study Title:** NORC Survey: Government Ownership, Miners and Coal

**Study #:** [USNORC1944-0227](#) 

**Methodology:** Conducted by National Opinion Research Center [NORC], August 1944, and based on face to face interviews with a National Adult sample of 2,507.

**Variables:** 36

**Topical Coverage:** Fuel for heating (3); survival without coal (1); government owning specific companies (6); working conditions for coal miners (5); living conditions for coal miners (2); prices in mining town (2); pay for coal miners (6); John L. Lewis (2); coal miners' say in industry (1); coal miners striking (3); progressive industrialists (2); Russian land territory (3).

**Study Title:** NORC Survey: Postwar Problems, Radio

**Study #:** [USNORC1944-0228](#) 

**Methodology:** Conducted by National Opinion Research Center [NORC], September 1944, and based on face to face interviews with a National Adult sample of 2,548.

**Variables:** 45

**Topical Coverage:** Personal involvement in World War II (3); world organization (3); equality for Japanese-Americans (1); immigration of certain ethnic groups (8); Roosevelt before Pearl Harbor (2); required military training (3); involvement in another war (3); Central American governments (2); government of Russia (7); blame for war cruelties (1); length of war (2); radio at home (1); radio broadcasts from abroad (9).

**Study Title:** NORC Survey 1944-0229: Pre-election Panel Study





**Study #:** [USNORC1944-0229](#) 

**Methodology:** Conducted by National Opinion Research Center [NORC], October 1944, and based on face to face interviews with a National Adult sample of 2,564.

**Variables:** 56

**Topical Coverage:** Source of news (1); most important problems (1); partisan opinions (3); Roosevelt vs. Dewey (14); close election (2); voter involvement (11); identifying certain people (6); Roosevelt vs. Dewey vs. Thomas (5); CIO Political Action Committee (4); 1942 Congressional election (4); 1936 Presidential election (3); heard what polls say (2).

Roper Center Archives Update  
December, 2005

- Study Title:** NORC Survey: National and International policy  
**Study #:** [USNORC1945-0135](#) 
- Methodology:** Conducted by National Opinion Research Center [NORC], October 1945, and based on face to face interviews with a National Adult sample of 1,260.
- Variables:** 36
- Topical Coverage:** Cooperation between countries (3); U.S. relations with Russia (2); countries aiding in settling problems (2); Pacific Islands (2); interests abroad (2); plans for world organization (2); policies for future attacks (2); knowledge of the atomic bomb (5); loans to allies (9); trade with foreign countries (2); relief to occupied nations (1); United Nations Relief and Rehabilitation Administration (2); St. Lawrence River (2).
- 
- Study Title:** NORC Survey # 1946-0146: Foreign Affairs/Disarmament/Re-education of Germany and Japan  
**Study #:** [USNORC1946-0146](#) 
- Methodology:** Conducted by National Opinion Research Center [NORC], November, 1946, and based on face to face interviews with a National Adult sample of 1,296.
- Variables:** 36
- Topical Coverage:** Size of the armed forces (10); involvement in another war (3); need for armed forces (2); U.S. making atomic bombs (2); controlling news coming into country (4); Germany becoming democratic (6); re-educating the Japanese (3); importance for world peace (4); Republicans changing foreign policy (2).
- 
- Study Title:** NORC Survey # 1946-0147: Foreign Affairs/Disarmament/Re-education of Germany and Japan  
**Study #:** [USNORC1946-0147](#) 
- Methodology:** Conducted by National Opinion Research Center [NORC], December, 1946, and based on face to face interviews with a National Adult sample of 1,286.
- Variables:** 44
- Topical Coverage:** Size of armed forces (5); cooperation between Allies (4); peace settlement for Europe (1); U.S. running Germany (3); aiding Germany's peacetime industry (4); aiding Japan's peacetime industry (4); disarming Japan (4); U.S. authority over Japan (1); Japanese cooperation (1); opening trade to Japan (2); Foreign Service of the United States (15).
- 
- Study Title:** NORC Survey: Minorities; United Nations  
**Study #:** [USNORC1946-0241](#) 
- Methodology:** Conducted by National Opinion Research Center [NORC], May 4-25, 1946, and based on face to face interviews with a National Adult sample of 2,589.
- Variables:** 19
- Topical Coverage:** Blacks being treated fairly (3); blacks the same as whites (2); blacks in leadership position (1); threat to world peace (2); Japanese loyal to American government (4); United Nations Organization (4); feelings toward Japanese and Germans (2); control over atomic energy (1).

Roper Center Archives Update  
December, 2005

**Study Title:** NORC Survey # 1948-0155: Foreign Affairs

**Study #:** [USNORC1948-0155](#) 

**Methodology:** Conducted by National Opinion Research Center [NORC], February 1948, and based on face to face interviews with a National Adult sample of 1,265.

**Variables:** 35

**Topical Coverage:** Involvement in another war (1); Marshall Plan (4); U.S. sending machinery overseas (2); United Nations job performance (1); avoiding war with Russia (3); Palestine being divided (4); Jews and Arabs unable to buy arms (2); sending troops to Palestine (2); aiding Chinese (1); sending arms to South America (2); U.S. getting oil from Middle East (1); State Department (3); deciding policy in U.S. (3); interest in certain news (6).

**Study Title:** NORC Survey: Foreign Affairs

**Study #:** [USNORC1948-0161](#) 

**Methodology:** Conducted by National Opinion Research Center [NORC], October 1948, and based on face to face interviews with a National Adult sample of 1,258.

**Variables:** 40

**Topical Coverage:** Involvement in another war (2); U.S. protecting other countries (2); military supplies to strengthen countries (3); Marshall plan (2); Russia cooperating (1); dispute over Berlin (4); communism in Germany (2); organization for trade (2); sympathy for Jews or Arabs (1); sending police to Palestine (2); Count Bernadottes's recommendation (3); Spain under Marshall Plan (6); interest in certain news (6); candidate for President (1); history with polling (2).

**Study Title:** NORC Survey: Foreign Affairs

**Study #:** [USNORC1948-0162](#) 

**Methodology:** Conducted by National Opinion Research Center [NORC], November 1948, and based on face to face interviews with a National Adult sample of 1,288.

**Variables:** 140

**Topical Coverage:** Involvement in another war (2); officials telling people truth (3); policy with Russia (2); opinion of Chinese government (1); Communism in China (5); other countries potentially going Communist (2); Marshall Plan (3); protecting other countries (1); approve/disapprove of certain ideas (8); United Nations (4); foreign relations (2); those with a say in policy decisions (2); interest in certain items (6); public opinion polls (6); 1948 presidential election (1).

**Study Title:** ORC Poll # 1961-463S: Free Enterprise in America

**Study #:** [USORC1961-463S](#) 

**Methodology:** Conducted by Opinion Research Corporation, December, 1961, and based on face to face interviews with a National Adult sample of 1,413.

**Variables:** 77

**Topical Coverage:** Unions (11); companies paying higher wages (1); government regulation of companies (3); government ownership and operation (6); government loans (1); combating inflation (2); government assured jobs (1); opinion on issues and problems (26); who deals with issues and problems (26).

## United States -- Other samples

**Study Title:** ORC Poll # 1946-214: Attitudes of Washington on Beer/Wine/Liquor

**Study #:** [USORC1946-214](#) 

**Methodology:** Conducted by Opinion Research Corporation, April 15-May 7, 1946, and based on face to face interviews with 3,053 Adult Residents of Washington.

**Variables:** 27

**Topical Coverage:** Truman job performance (1); partisan opinions (1); bills dealing with alcohol (6); locations selling alcohol (3); people voting on alcohol bill (4); proper conditions for selling alcohol (3); consumption of alcohol (4); service in armed forces (1).

**Study Title:** Public Agenda Poll # 2002-HERE: Now That I'm Here--What America's Immigrants Have to Say About Life in the U.S. Today

**Study #:** [USPAF2002-HERE](#) 

**Methodology:** Conducted by Public Agenda, October 24-November 18, 2002, and based on telephone interviews with 1,002 Foreign born adults who came to live in the U.S. when they were at least 5 years old.

**Variables:** 202

**Topical Coverage:** What country born in (1); what year came to U.S. to live (1); happy/ disappointed with life in U.S. (1); would/would not choose to come to U.S. again (1); amount of money respondent had when first came to this country (1); U.S. will/will not be permanent home (1); consider self American/keep own traditions (2); biggest reason came to the U.S. to live (1); most important thing about living in the U.S. (1); discrimination against immigrants living in U.S. (2); think living in U.S. is easy/hard (1); U.S. vs. country where respondent was born (11); hardest thing when first came to U.S. to live (2); knowledge of English (10); agree/disagree with statements about life in U.S. (9); uniqueness of U.S. (1); think U.S. is too open/closed to immigrants (1); issues facing immigrants (2); expectations of immigrants coming to the U.S. (7); citizenship status (13); most immigrants respondent knows are here legally/illegally (1); Immigration and Naturalization Service (10); September 11th (5); ties kept to country where respondent was born (4); health insurance (1); food stamps (1); ever received charity donations (1); ever volunteered time/contributed money to an organization or church in community (1); military service (1); likelihood of respondent's children wanting to live in country where respondent was born (1); any of respondent's children born in U.S. (1).

Roper Center Archives Update  
December, 2005

**Study Title:** Times Mirror Poll Poll # 1992-PS0592: 21st Century Voter

**Study #:** [USTM1992-PS0592](#) 

**Methodology:** Survey by: Times Mirror Center  
Conducted by Princeton Survey Research Associates, May 28-June 10, 1992, and based on telephone interviews with 3,517 National Adults including an oversample of African-Americans and young people ages 18 -34 years old.

**Variables:** 245

**Topical Coverage:** George Bush job performance (1); read any daily newspapers regularly (1); watch any TV programs regularly (1); regularly listen to the news on the radio (1); Texas businessman Ross Perot running as an independent candidate for president (1); thought given to coming presidential election (1); George Bush vs. Bill Clinton (3); George Bush vs. Bill Clinton vs. Ross Perot (2); George Bush vs. Bill Clinton vs. Norman Schwarzkopf (2); opinion of presidential candidates (1); plan to vote in election (3); how often vote (1); reasons why some people don't always vote (6); would/would not like a son or daughter to go into politics as a career (1); interest in politics (1); effectiveness of different ways of trying to influence the way the government is run/ influence which laws are passed (5); think this country needs strong leadership that would try to solve problems directly without worrying how Congress and the Supreme Court might feel/such strong leadership might be dangerous (1); vote of no confidence in all candidates running for office (1); which political party has a majority in U.S. Senate (1); political party with majority in U.S. House of Representatives (1); name of former communist country in which there has been a prolonged civil war between various republics (1); name of television show that Dan Quayle criticized for glamorizing being an unwed mother (1); source of news (4); clearly recall watching certain events in the past on TV at about the time they happened (19); event from past that has had greatest impact on how respondent thinks about politics and political issues (19); event from past which most moved respondent/ touched respondent emotionally (19); opinion of certain people (8); agree/disagree with certain statements (60); time spent reading a daily newspaper yesterday (2); time spent watching TV news programs yesterday (2); time spent listening to news on radio yesterday (1); how often read certain types of publications (5); how often watch or listen to certain programs (8); last time respondent read any kind of book all the way through (1); do/do not happen to be reading any books or novels at present (1); have/have not done certain things in past year to express opinions on issues (6); have/have not attended a political meeting or rally in support of a specific candidate in recent years (1); did/did not choose to donate one dollar of taxes to a political campaign fund on federal income tax return this past year (1); certain groups' influence on the way things are going in this country (16); news reports on TV/candidates' TV commercials give respondent a better idea of who candidates are (2); 1988 presidential election (1).

Roper Center Archives Update  
December, 2005

## Argentina

**Study Title:** Romer & Associates: Survey # 1998-TOP045: Politics and the Presidential Election

**Study #:** [ARROMER1998-TOP045](#) 

**Methodology:** Conducted by Estudio Graciela C. Romer Y Asociados, February, 1998, and based on face to face interviews with a National adult sample of 1,203.

**Variables:** 209

**Topical Coverage:** Presidential Approval, Most Important Problem, Government's Performance, Retrospective and Prospective Economic Evaluations, Personal Economic Situation, Support for Neo-Liberalism, Voting Intention, Candidate Evaluation, Public Policy Evaluation, Democratic Orientations, Ideology, Foreign Policy Evaluation of the United States, Confidence in Institutions .

66 studies are currently included in this update.