

Exceptional graphics capabilities

Modeling, analysis, and visualization tools for the chemicals and materials based industries


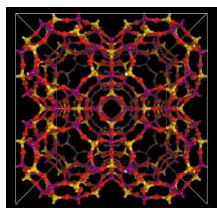
Increase your understanding of materials and improve your communication of chemical information and concepts

Materials Studio Datasheet

Materials Visualizer

Materials Visualizer provides all of the tools that are required to construct graphical models of molecules, crystalline materials, and polymers. You can manipulate, view, and analyze these models. Materials Visualizer also handles graph, tabular, and textual data and provides the software infrastructure and analysis tools to support the full range of Materials Studio™ products.

Materials Visualizer is the core product of the Materials Studio system, which is a software environment designed to support the materials modeling needs of the chemicals and materials-based industries.



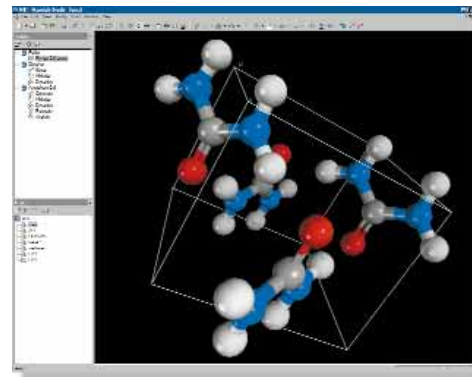
Materials Visualizer is also a powerful new teaching tool helps academic researchers. Materials Studio brings science validated by leading laboratories around the world to your desktop PC.

Materials Visualizer contains the essential modeling functionality required to support computational

materials science. It can help you understand properties or processes related to molecules and materials. Materials Visualizer allows you to see models of the systems you are studying on your PC screen, increasing your understanding by allowing you to visualize, manipulate, and analyze the models. You can also make better use of access to structural data, improve your presentation of chemical information, and communicate problems and solutions to your colleagues very easily.

What Materials Visualizer Can Do

Materials Visualizer provides modeling, analysis, and visualization tools. Combined with its clear and intuitive graphical user interface, Materials Visualizer offers a high-quality environment into which you can



▲ Building and editing tools enable you to construct, visualize, and manipulate structures of crystalline solids.

plug any Materials Studio product.

Materials Visualizer offers a versatile and completely comprehensive modeling and visualization system. You can increase your understanding of materials and improve your communication of chemical information; visualize and model structures from chemical databases; build your own molecules and materials with fast, interactive sketching, building, and editing tools; calculate and display key structural parameters; display the results of calculations – animated dynamics trajectories, graph data, and molecular models; annotate models for pictures and diagrams and produce exceptionally high quality hard-copy output.

Materials Visualizer can run on any PC on your network, allowing scientists to use it when and where they need it. Whether used to run a range of Materials Studio modules or as a stand-alone modeling system, Materials Visualizer focuses computational and graphics power on the solution of scientific problems.

Features

Graphical User Interface

- Easy-to-use user interface conforming to Microsoft® standards – runs under Windows® 98, Me, NT4 or 2000
- Comprehensive, context-sensitive, and fully searchable on-line help
- Multiple undo/redo

www.accelrys.com



www.materials-studio.com

©2001 Accelrys. All rights reserved. Materials Studio and Discover are trademarks of Accelrys or its subsidiaries. Windows is a registered trademark of Microsoft Corporation. All other brands or product names are trademarks of their respective holders.

Materials Visualizer

- Project Explorer offers fast, structured access to project data in a standard file explorer view
- Module Explorer offers instant access to other Materials Studio products
- Tools to manage and monitor calculations on remote or local servers support use of the Visualizer with other Materials Studio products

Display and Communication

- Display and manipulation of high quality 3-D graphical models of materials and molecular structure (details below)
- Display and manipulation of results as 1-D and 2-D graph data
- Display of model and results data in textual and tabular formats
- Cut-copy-paste to other PC applications for structural, graphical, tabular, and textual data
- File communication with in-house and commercial structure databases
- Supports a wide range of industry-standard file formats for structural, graphical, textual, and experimental data:

Structure files: xsd (native), msi, car/mdf, cif, mol, sdf, sd, mdl, skc, arc/mdf, his/mdf, trj/msi, .res/.ins (Shelx), pdb, xyz

Chart files: xcd (native) csv tbl

Table/ Grid files: xgd (native) csv tbl

Text files: txt htm

Building and Editing Molecular Models

- Fast creation of molecular models using a unique 3-D sketcher
- Automatic hydrogen addition tool for quick molecular sketching
- Fragment sketcher allows fast creation of complex molecules such as organometallic compounds. Includes comprehensive fragment library and tools to enable user-defined fragments
- Clean utility determines good molecular geometries
- Easy editing and input of coordinates and atom properties
- User-definition and editing of bond order and hybridization
- Display and editing of the properties of all elements, including a periodic table viewer
- Simple cut, copy, and paste of models and parts of models

- Versatile bond calculation tools
- Symmetry finder for non-periodic systems
- Includes extensive library of molecular, crystalline, and amorphous structures

Specialist Polymer Building Tools

- Polymer builder enables construction of homopolymers, block, and random copolymers, or dendrimers
- Comprehensive library of repeat units
- Tools to enable user-defined repeat units
- Branch generation tool

Specialist Crystal, Surface, and Layer Building Tools

- Crystal builder enables construction of periodic systems based on lattice parameters, atom positions, and symmetry
- Input and editing of symmetry information including comprehensive space-group information
- Symmetry finder analyzes periodic models and returns symmetry details
- Easy to use supercell creation tool
- Versatile surface builder enables easy surface construction from non-periodic structures using plane group symmetry, or crystals using a cleave method
- Surface builder can create surfaces with vacuum slabs from crystal structures
- Layer builder creates layered structures from either crystalline or amorphous materials, or combinations of both

General Visualization Tools

- Wide range of display styles - line, stick, ball and stick, space filling spheres (CPK), polyhedra
- Real-time mouse rotation and scaling of models
- Option of orthogonal or perspective views of models
- Full customization of the colors of objects in the model and of the background color
- Choice of a wide range of background textures and images, and the ability to add user-created bitmaps as background images
- Control over rendering quality, including speed-up of model manipulation by 'fast render on move'
- Control over the number of unit cells displayed for a periodic model (including non-integer ranges)
- Display of thermal ellipsoids
- High quality, flexible display of volumetric data from quantum and other calculations (of charge density, potentials, orbitals...)
- Display of surface data from quantum and other

calculations (of charge density, potentials, orbitals...)


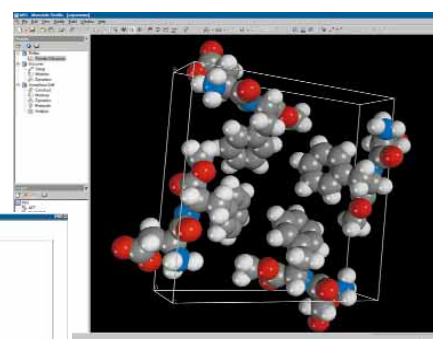
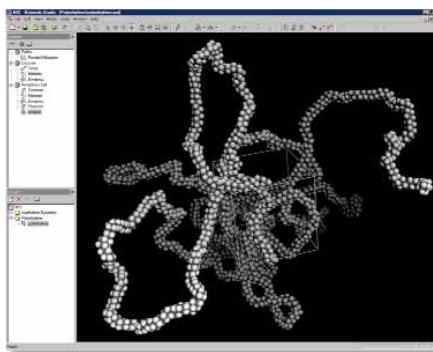
- Control over lighting of the model, including multiple light sources and the ability to alter color and position
- Optional display and labeling of axis and 3-D or 2-D lattices

Model Measurement and Analysis

- Measurement and display of distances, angles, and torsions – updated during structure manipulation
- Calculation and display of close contacts and hydrogen bonds
- Context-sensitive properties explorer provides text display/ of the properties of atoms and other objects
- Animation of trajectory files (for example, from molecular dynamics)
- Reaction preview and atom matching tools for use as input to transition state searches
- Vibrational analysis tool for displaying and animating normal modes
- Labeling of molecular models

Presentation

- Windows-standard page setup and output to printer
- Export of bitmap image creates high quality graphics for reports and presentations
- Export of trajectory files as video files in Microsoft .avi format



▲ *Materials Studio products include Amorphous Cell (top) for polymer simulation and Reflex (above) for powder diffraction simulation and analysis. Materials Visualizer provides the infrastructure for these products, enabling researchers to set up calculations and view results as molecular models, textual information, or graphs.*

System Details

Materials Studio is operated through the Materials Studio environment on Windows 98, Me, NT, and 2000.



Accelrys Corporate Headquarters
9685 Scranton Road
San Diego, CA 92121-3752, USA
Tel: +1 858 799 5000

Accelrys Asia Headquarters
Nakarín - Auto Building SF,
2-8-4 Shinkawa,
Chuo-ku, Tokyo 104-0003, Japan
Tel: +81 3 3206 3575

Accelrys European Headquarters
230/250 The Quorum, Barnwell Road
Cambridge, CB5 8RE, UK
Tel: +44 1223 413300

MS-DS-006-A