

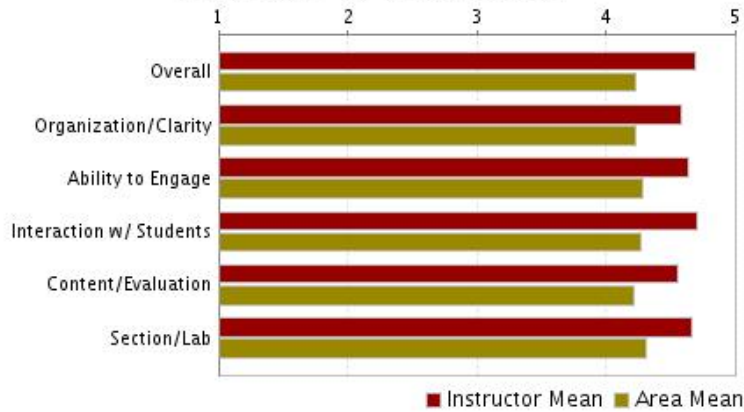
Teaching Evaluation Summary (2008-2009 Spring)

Ratings Summary

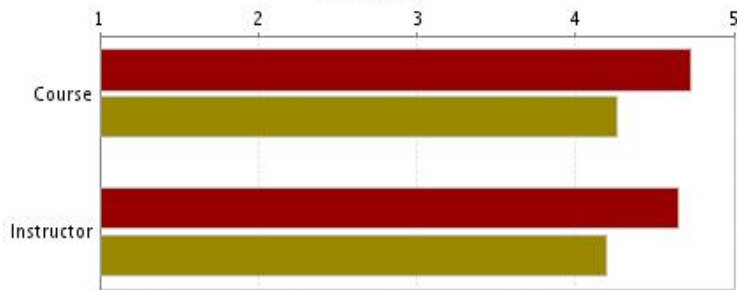
Instructor: **Gibbons, Fred**
 Subject: **EE**
 Catalog & Section: **353, 1**

Course Title: **BUS MANAGEMENT FOR EE & CS**
 Enrollment: **58** Responses Incl Declines: **57**
 (Declined: **5**)

Elements of Instruction




Overall



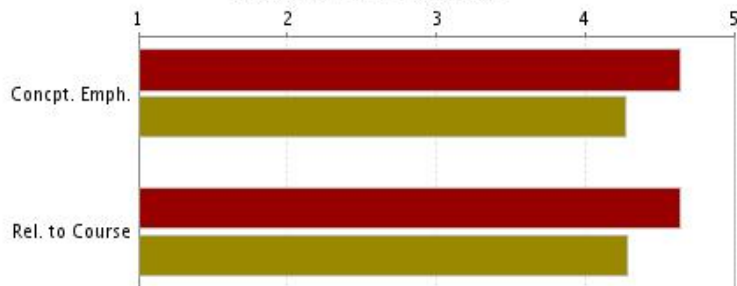
	Mean	Std Dev	Ex	Vg	G	F	P	N/A
Course	4.73	0.48	39	12	1	0	0	0
Instructor	4.65	0.55	36	14	2	0	0	0

Organization / Clarity



	Mean	Std Dev	Ex	Vg	G	F	P	N/A
Objectives	4.65	0.58	37	12	3	0	0	0
Knowledge	4.74	0.52	40	9	2	0	0	1
Clear Expl.	4.58	0.60	32	15	3	0	0	2
Prioritizing	4.33	0.92	28	16	4	2	1	1
Pace	4.63	0.56	34	15	2	0	0	1

Ability to Engage



	Mean	Std Dev	Ex	Vg	G	F	P	N/A
Concept. Emph.	4.64	0.74	37	10	2	0	1	1
Rel. to Course	4.64	0.56	34	14	2	0	0	0

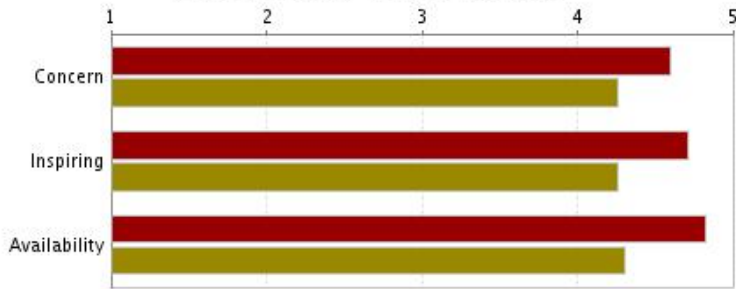
Teaching Evaluation Summary (2008-2009 Spring)

Ratings Summary

Instructor: **Gibbons, Fred**
 Subject: **EE**
 Catalog & Section: **353, 1**


Course Title: **BUS MANAGEMENT FOR EE & CS**
 Enrollment: **58** Responses Incl Declines: **57**
 (Declined: **5**)

Interaction w/ Students




	Mean	Std Dev	Ex	Vg	G	F	P	N/A
Concern	4.60	0.77	37	11	3	0	1	0
Inspiring	4.71	0.57	40	9	3	0	0	0
Availability	4.83	0.43	44	7	1	0	0	0

Content/Evaluation



	Mean	Std Dev	Ex	Vg	G	F	P	N/A
Content	4.61	0.56	34	16	2	0	0	0
Logical	4.65	0.58	37	12	3	0	0	0
Approp.	4.56	0.63	33	15	4	0	0	0
Evaluation	4.52	0.77	34	13	3	2	0	0
Grading	4.46	0.89	33	14	2	2	1	0

Section/Lab



	Mean	Std Dev	Ex	Vg	G	F	P	N/A
Section/Lab	4.67	0.60	11	3	1	0	0	31