

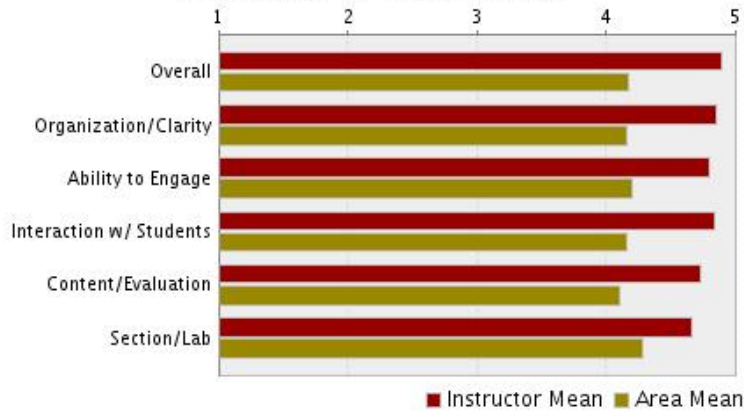
Teaching Evaluation Summary (2006-2007 Spring)

Ratings Summary

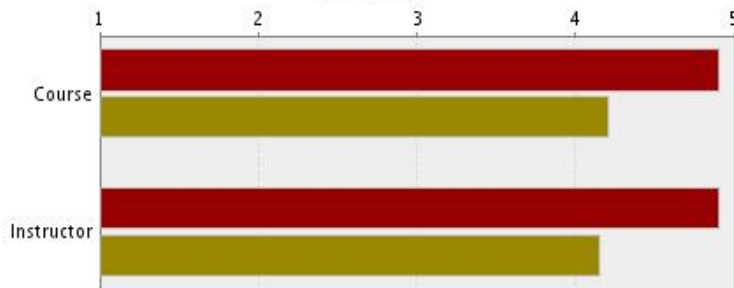
Instructor: Gibbons, Fred
 Subject: EE
 Catalog & Section: 353, 1

Course Title: BUS MANAGEMENT FOR EE & CS
 Enrollment: 55 Responses: 52

Elements of Instruction




Overall




	Mean	%	P	F	G	Vg	Ex	N/A
Course	4.90	97.00	0	0	0	5	47	0
Instructor	4.90	93.00	0	0	0	5	47	0

Organization/Clarity



	Mean	%	P	F	G	Vg	Ex	N/A
Objectives	4.88	95.00	0	0	1	4	46	0
Knowledge	4.98	89.00	0	0	0	1	50	0
Clear Expl.	4.82	93.00	0	0	2	5	44	0
Prioritizing	4.72	92.00	0	0	4	6	41	0
Pace	4.88	94.00	0	0	0	6	45	0

Ability to Engage



	Mean	%	P	F	G	Vg	Ex	N/A
Concpt. Emph.	4.76	90.00	0	1	2	5	43	0
Rel. to Course	4.84	95.00	0	0	1	6	43	1

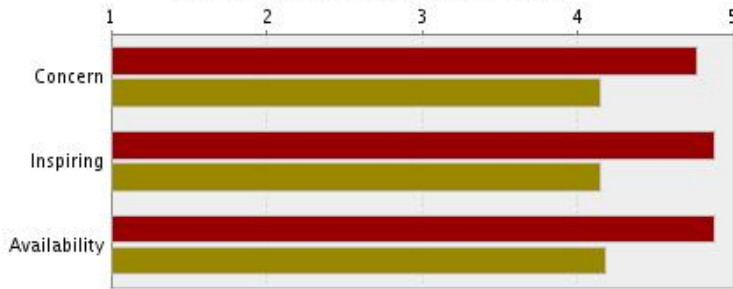
Teaching Evaluation Summary (2006-2007 Spring)

Ratings Summary

Instructor: **Gibbons, Fred**
 Subject: **EE**
 Catalog & Section: **353, 1**


Course Title: **BUS MANAGEMENT FOR EE & CS**
 Enrollment: **55** Responses: **52**

Interaction w/ Students




	Mean	%	P	F	G	Vg	Ex	N/A
Concern	4.76	89.00	0	1	1	7	42	0
Inspiring	4.88	94.00	0	0	1	4	46	0
Availability	4.88	93.00	0	0	2	2	46	0

Content/Evaluation



	Mean	%	P	F	G	Vg	Ex	N/A
Content	4.88	93.00	0	0	0	6	45	0
Logical	4.92	94.00	0	0	0	4	47	0
Approp.	4.86	93.00	0	0	1	5	45	0
Evaluation	4.61	88.00	0	1	5	7	38	0
Grading	4.43	74.00	0	3	7	6	35	0

Section/Lab



	Mean	%	P	F	G	Vg	Ex	N/A
Section/Lab	4.67	68.00	0	1	0	2	12	31

Year Total	Area Total	Reason for Course	Attendance	Expected grade	Hours/Week	% Valuable
1 13.46	Science 3.85	Major/minor 44.87	< 20% 0.00	A 88.46	< 1 0.00	< 20% 0.00
2 5.77	Social Science 0.00	GER 1.28	20-40% 0.00	B 11.54	1-5 25.00	20-40% 0.00
3 3.85	Humanities 0.00	Reputation 15.38	40-60% 0.00	C 0.00	5-10 55.77	40-60% 3.85
4 3.85	Engineering 96.15	Interest 35.90	60-80% 5.77	D 0.00	10-15 17.31	60-80% 13.46
5 0.00	Education 0.00	Other 2.56	80-100% 94.23	CR 0.00	> 15 1.92	80-100% 82.69
Masters 63.46	Undecided 0.00	(no resp) 0.00	(no resp) 0.00	NP/NC 0.00	(no resp) 0.00	(no resp) 0.00
PhD 9.62	(no resp) 0.00			S 0.00		
Other 0.00				(no resp) 0.00		