

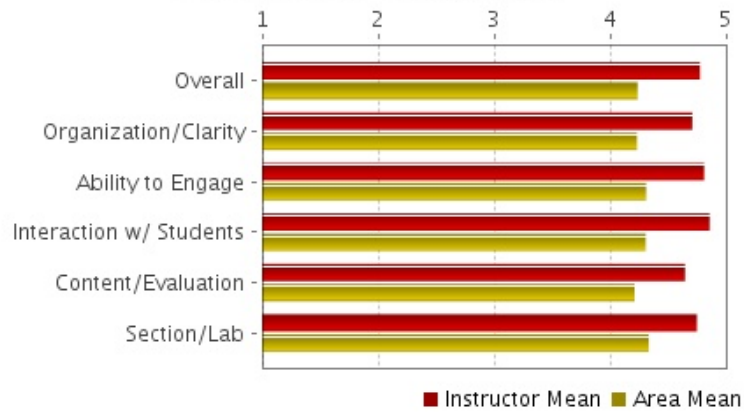
# Teaching Evaluation Summary (2010-2011 Spring)

# Ratings Summary

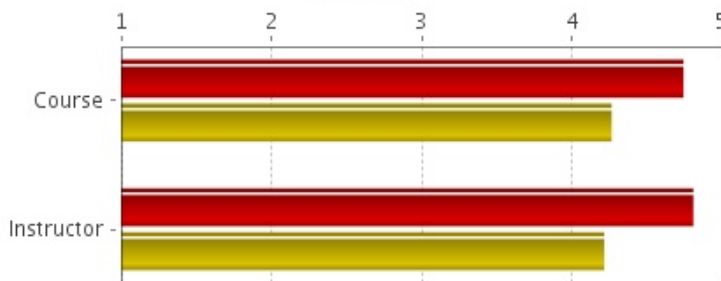
Instructor: **Gibbons, Fred**  
 Subject: **EE**  
 Catalog & Section: **204, 01**

Course Title: **BUS MANAGEMENT FOR EE & CS**  
 Enrollment: **46** Responses Incl Declines: **43**  
 (Declined: **0**)

## Elements of Instruction

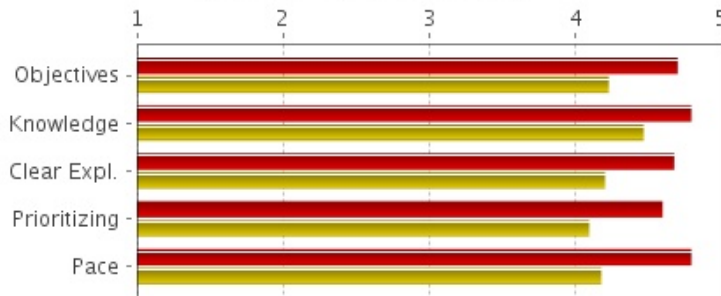


## Overall



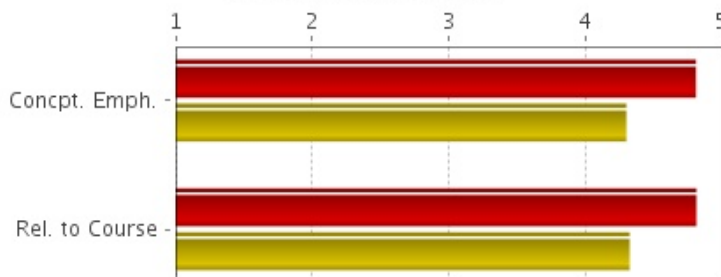
	Mean	Std Dev	Ex	Vg	G	F	P	N/A
Course	4.74	0.49	33	9	1	0	0	0
Instructor	4.81	0.39	34	8	0	0	0	0

## Organization / Clarity



	Mean	Std Dev	Ex	Vg	G	F	P	N/A
Objectives	4.70	0.63	33	8	1	1	0	0
Knowledge	4.79	0.41	34	9	0	0	0	0
Clear Expl.	4.67	0.60	32	8	3	0	0	0
Prioritizing	4.59	0.66	28	12	1	1	0	0
Pace	4.79	0.41	34	9	0	0	0	0

## Ability to Engage



	Mean	Std Dev	Ex	Vg	G	F	P	N/A
Concept. Emph.	4.81	0.45	35	6	1	0	0	0
Rel. to Course	4.81	0.44	36	6	1	0	0	0

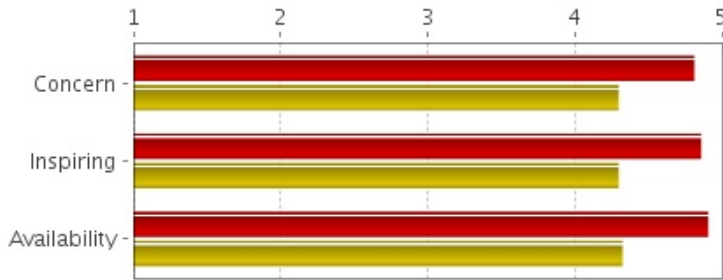
# Teaching Evaluation Summary (2010-2011 Spring)

# Ratings Summary

Instructor: **Gibbons, Fred**  
 Subject: **EE**  
 Catalog & Section: **204, 01**

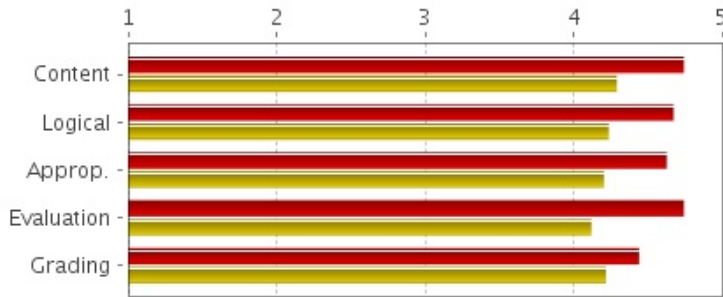
Course Title: **BUS MANAGEMENT FOR EE & CS**  
 Enrollment: **46** Responses Incl Declines: **43**  
 (Declined: **0**)

## Interaction w/ Students



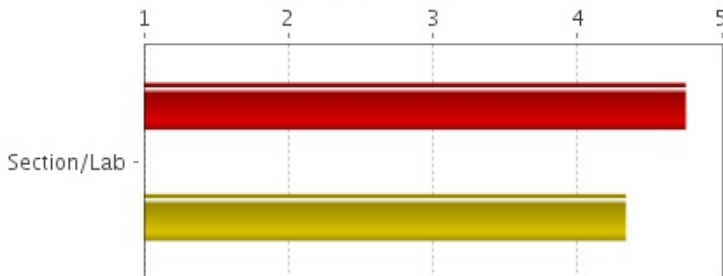
	Mean	Std Dev	Ex	Vg	G	F	P	N/A
<b>Concern</b>	4.81	0.39	35	8	0	0	0	0
<b>Inspiring</b>	4.86	0.35	37	6	0	0	0	0
<b>Availability</b>	4.91	0.29	39	4	0	0	0	0

## Content/Evaluation



	Mean	Std Dev	Ex	Vg	G	F	P	N/A
<b>Content</b>	4.74	0.49	33	9	1	0	0	0
<b>Logical</b>	4.67	0.56	31	10	2	0	0	0
<b>Approp.</b>	4.63	0.68	31	9	2	1	0	0
<b>Evaluation</b>	4.74	0.49	33	9	1	0	0	0
<b>Grading</b>	4.44	0.82	26	12	3	2	0	0

## Section/Lab



	Mean	Std Dev	Ex	Vg	G	F	P	N/A
<b>Section/Lab</b>	4.75	0.75	14	1	0	1	0	26